

Apr-May-Jun 2023



# BRANCH LINE



NMRA'S FIRST REGION



**The 2023 PCR & FRRS/WPRM Convention**

**Rails by the River**

**April 26 thru April 30, 2023 - Courtyard by Marriott**

**1782 Tribute Road - Sacramento, CA 95815**

**SEE PAGE 8 FOR COMPLETE DETAILS**



Category	Person	Phone	Email
Officers, BOD	President, Frank Markovich, MMR	408-505-2727	frank@frankmarkovich.com
	Vice-President, Chip Meriam	530-899-2609	chipmeriam@comcast.net
	Treasurer, Bob Osborn	925-519-6016	brakemanbob@yahoo.com
	Secretary, Mike O'Dorney	925-998-6226	modorney@aol.com
	Director - Daylight, Walter Mizuno	559-977-8511	wkmizuno@gmail.com
Administration	Director - Coast, Phil Edholm	408-832-5618	pedholm@pkeconsulting.com
	Director - Sierra, Lou Anderson	480-845-8480	louiesqd@att.net
	Director - RED, Giuseppe Aymar, MMR	707-291-0701	REDdirector@pcrnmra.org
	Manager, Frank Markovich, MMR	408-505-2727	frank@frankmarkovich.com
	Budget and Finance Committee [President, Vice-President and Treasurer]	408-505-2727	frank@frankmarkovich.com
Membership	By-laws and Manual Committee, Frank Markovich	408-505-2727	frank@frankmarkovich.com
	Nomination Committee Chair, Dave Connery, MMR	925-735-0134	dgconnery@sbcglobal.net
	Ballot Committee, Jim Providenza	415-472-6715	rrjim@aol.com
	Honors Committee, Dave Connery, MMR	925-735-0134	dgconnery@sbcglobal.net
	Storekeeper, Mark Poggendorf	707-230-1142	on30cool@gmail.com
Pubs.	Audit Committee, John Houlihan	559-435-0874	oscalejohn@gmail.com
	Historian, Dave Connery, MMR	925-735-0134	dgconnery@sbcglobal.net
	Manager, Doug Wagner	661-589-0391	CarlDW@aol.com
	Member Services, Bob Ferguson	925-228-6833	BobPCRC@aol.com
	Member Aid, Rod Smith	510-657-3362	Railgeezzer@aol.com
Conv.	Education, Frank Markovich, MMR	408-505-2727	frank@frankmarkovich.com
	Special Interests, Seth Neumann	650-965-4687	sneumann@pacbell.net
	Manager, Gus Campagna	707-664-8466	campgus@earthlink.net
	Editor, Branch Line, Chip Meriam	530-899-2609	chipmeriam@comcast.net
	Webmaster, Dave Grenier	408-431-8989	pcrWebmaster@pcrnmra.org
Contest	Editor, Proactive Communications, Pete Birdsong, MMR	859-552-5467	rrpeteb@gmail.com
	Manager, Denni Baumer	707-745-5746	dennibaumer@gmail.com
	2023 - Sierra Division, Chip Meriam	530-899-2609	rbr23chair@pcrnmra.org
	Jim Collins	209-566-0935	rbr23chair@pcrnmra.org
	2024—Coast Division, Earl Girbovan	650-248-9255	egirbovan@netzero.com
AP	Manager, Earl Girbovan	650-248-9255	egirbovan@netzero.com
	Daylight Division, Chuck Harmon, MMR	559-299-4385	harmonsta@yahoo.com
	Coast Division, Jim Eckman	650-996-6728	jim_eckman@roninengineer.com
	Sierra Division, Mike Hamlin	530-526-4408	mikeandjerihamlin@gmail.com
	RED, Giuseppe Aymar	707-291-0701	Giuseaymar@aol.com
Daylight	Manager, Jack Burgess, MMR	510-797-9557	jack@yosemitevalleyrr.com
	Daylight Division, Dave Grenier	408-431-8989	grenida@pacbell.net
	Coast Division, Earl Girbovan	650-248-9255	egirbovan@netzero.com
	Sierra Division, Dave Bayless	530-613-5784	davebayl@pacbell.net
	RED, Giuseppe Aymar, MMR	707-291-0701	Giuseaymar@aol.com
Coast	Superintendent, Vacant	714-528-8624	miltons@sbcglobal.net
	Clerk / Paymaster, Milton San Soucie	559-438-7705	pethoud@comcast.net
	Editor, Robert Pethoud	559-299-4385	harmonsta@yahoo.com
	Contest, Chuck Harmon	408-431-8989	grenida@pacbell.net
	Achievement, Dave Grenier	661-589-0391	CarlDW@aol.com
Sierra	Member Aid, Bob Pethoud	559-438-7705	pethoud@comcast.net
	Webmaster, Dave Grenier	408-431-8989	grenida@pacbell.net
	Superintendent, Phil Edholm	408-832-5618	pedholm@pkeconsulting.com
	Clerk, Brian Booth	925-324-2181	carcrazy832@yahoo.com
	Paymaster, Bob Ferguson	925-228-6833	BobPCRC@aol.com
RED	Editor, Vacant	650-996-6728	jim_eckman@roninengineer.com
	Contest, Jim Eckman	650-248-9255	egirbovan@netzero.com
	Achievement, Earl Girbovan	510-317-7456	veronicashadlow@yahoo.com
	Membership, Ronnie LaTorres	510-657-3362	Railgeezzer@aol.com
	Member Aid, Rod Smith	510-918-9099	bob@oneva.com
RED	Webmaster, Bob Gardyne	661-753-6006	dave@daveandlisa.net
	Superintendent, Dave Putnam	925-360-1377	fryperson@hotmail.com
	Clerk, Dave Fryman	408-663-2019	meldridge2000@gmail.com
	Paymaster, Michael Eldridge	530-899-2609	chipmeriam@comcast.net
	Editor, Chip Meriam	530-526-4408	hamlin@snowcrest.net
RED	Contest, Mike Hamlin	530-613-5784	davebayl@pacbell.net
	Achievement, Dave Bayless	209-566-0935	jimcol@charter.net
	Membership, Jim Collins	408-663-2019	meldridge2000@gmail.com
	Webmaster, Michael Eldridge	707-775-9889	REDsuper@pcrnmra.org
	Superintendent, Paul Weiss	707-584-1964	REDclerk@pcrnmra.org
RED	Clerk / Paymaster, Dave Grundman	707-775-9889	REDcallboard@pcrnmra.org
	Editor, Scott Lockhart	707-953-5358	REDprograms@pcrnmra.org
	Program, Al Merkrebs	707-291-0701	REDcontest@pcrnmra.org
	Contest, Giuseppe Aymar, MMR	707-291-0701	REDdap@pcrnmra.org
	Achievement, Giuseppe Aymar, MMR	707-664-8466	REDmembership@pcrnmra.org
RED	Membership, Gus Campagna	707-664-8466	REDwebmaster@pcrnmra.org
	Webmaster, Gus Campagna	707-664-8466	

**The Branch Line**  
**The Official Publication of the**  
**Pacific Coast Region/ National**  
**Model Railroad Association**

**Vol. 80, No. 2 2nd Qtr, 2023**

The Branch Line is published quarterly to inform members of Region activities and to provide educational articles for the advancement of railroad history and the art and science of model railroading. It is distributed to members of the Pacific Coast Region. Electronic versions are posted on the website, [www.pcrnmra.org](http://www.pcrnmra.org).

Copyright 2020, Pacific Coast Region, National Model Railroad Association. Permission to reprint granted to all affiliates of the NMRA. Others may request permission to reprint from the Editor:

Chip Meriam  
 2260 Cherry Glenn Court  
 Chico, CA 95926  
 Phone (530) 899-2609  
 e-mail: [chipmeriam@comcast.net](mailto:chipmeriam@comcast.net)

All comments about materials contained in the BRANCH LINE should be mailed directly to the PCR Publications Manager, 1915 William Drive, Penngrove, CA94951.

Inquiries regarding membership application, renewal, or change of address should be directed to the NMRA, P.O. Box 1328 Soddy Daisy, TN 37384-1328.

**Branch Line**  
**Deadlines for 2023/24**

**JUL-AUG-SEP 2022 issue**

Articles due by  
**June 10, 2023**

**OCT-NOV-DEC 2022 issue**

Articles due by  
**September 10, 2023**

**JAN-FEB-MAR 2024 issue**

Articles due by  
**December 10, 2023**

**APR-MAY-JUN 2024 issue**

Articles due by  
**March 10, 2024**

Please direct questions to the  
 PCR Publications Manager,  
 Gus Campagna at  
[campgus@earthlink.net](mailto:campgus@earthlink.net)  
 Or phone (707) 664-8466

**Contents**

**Reports**

From the President.....	4
From the Vice President.....	4
Contest Room.....	22
Achievement Report.....	23
Membership.....	25
SIG Report.....	28
Daylight Division Report.....	34
Coast Division Report.....	37
Redwood Empire Division Report.....	38
Sierra Division Report.....	39

**Features**

Rails By The River - 2023 PCR Convention.....	1
Last Run - Carol Alexander.....	5
Women In Model Rail Rooding.....	6
Great Train Show / GEHAMS Special Report.....	7
Last Run - Bob Withrin.....	14
Southern Pacific Historical & Technical Convention.....	15
Bay Rails - Special Report.....	16
New Tracks Modeling.....	18
Joining NMRA Interchangege.....	21
The Answers Are Out There.....	24
Life On The Fungus & Mungus.....	26
Tales Of The Santa Cruz Northern.....	29
Looking Back.....	31

**Standard Fare**

Call Board.....	2
Statement of Publication.....	3
Membership Tracker.....	20
Membership Gauge.....	20
Welcome New Members.....	20
In Memoriam.....	20
Time Table.....	42
Club Information.....	48
NMRA Partnership Program.....	53
NMRA Membership Renewal Form.....	54

## From The President



By Frank Markovich, MMR  
President

A lot has happened in the previous few months, including an increase in membership due to a number of members recruited at train shows and other events. The PCR has approved, and is now using a method where we donate half of the fees for joining the NMRA. We have since added approximately 30 new members with this new policy. It cost the PCR a total of \$10 per member. One of the things that really does help is, in all cases, we have something lined up for new members to do and become part of the organization soon after joining. More and more of the organization has advanced beyond just quarterly meetings. For example, this next weekend (it will pass by the time you read this) the Coast division is going to Roaring Camp and then on to various lay-outs. As a group, we have talked about how to gain membership. We realize we need a slightly different approach than we've used in the past with dealing with Train shows. At the shows, we need to be in FRONT of the table—talking to the people and asking them things like the following: “Are you a model railroader?” If they are, then we talk to them about the NMRA and the PCR. This has proved to be very successful, and is the main reason we've attracted these new members. Now we just need to reach out to them and show them what we do.

There are a number of events coming up in the next few months, including the PCR convention in Sacramento that looks to be very good. If you have not already registered, I encourage you to do so. There are going to be plenty of clinics. In fact, the clinic schedule is pretty full at the moment. There will be a number of outside events and a tour of the California State Railroad Museum. Also, this next month are West Side Reunion and Sierra Seminar; both in Sonora. If you're interested please write me. The West side will be April 22nd and the Sierra will be the following day. Check the PCR master calendar for other events that are coming up.

As an update, the election is over and, while the final results aren't in, it has been approved that we will go from 35 to 25 as a quorum for the business meeting.



## From The Vice President



Chip Meriam, Vice-President and  
Branch Line Editor

First, a note from the editor:

For the most part, editing and compiling these quarterly newsletters is a lot of fun for me. I get to read so many great articles about my favorite hobby. I am frequently the first to know about upcoming model railroad events. And I get to play with photos and images, one of my favorite creative activities.

This issue is no different, except for two unfortunate items: A “Last Run” for Carol Alexander and a “Last Run” for Bob Wirthlin. Sadly, I've had to publish “Last Runs” in previous issues of the *Branch Line* and also in my home division *Short Line*. It's a necessary task, I know, but I hate it. And this time it's a “Double I Hate It.”

I cannot say I knew Bob Wirthlin personally but, thanks to Dave Connery, I now know of him.

I did have the good fortune of meeting Carol Alexander. I ran across Carol the first year I was editor of the *Branch Line*. I had to coordinate with her to insure I would have all the contest model photos for a special post-convention issue. Thankfully, Carol had everything under control. At the 2019 PCR Convention in Sacramento, I spent three days with Carol as we worked together in the contest room. During that same convention, I attended the PCR Board of Directors meeting and observed Carol performing her last duties as the PCR Vice-President. As Mary Moore-Campagna notes in her tribute to Carol, we are “grateful for her service.” I cannot help but think Carol would have been a welcome addition to the membership of the recently formed SIG, Women In Model Rail Roding.

And another note from the editor:

Our contributing author, Jon Schmidt (*Nicassio Noodlings*) has placed an excellent article in the April issue of *Railroad Model Craftsman*. Beginning on page 90, Jon describes his installation of an animated train order semaphore. If you don't subscribe to *RMC*, pick up a copy soon. Jon's article is well worth the price.

Finally, a note from the Vice-President:

As Frank noted above, the election is over and, while the final results are not in, it appears that I will continue on as the PCR Vice-President. My thanks to all who voted. Your support is much appreciated.



# LAST RUN



## Carol N. Alexander

November 29, 1949 - March 8, 2023

Carol Alexander, a longtime member of the Pacific Coast Region in the Redwood Empire Division, passed away in love, peace and comfort at her home. Her spouse, Janette, and her four-legged family members were with her.

Carol had a long career (including serving in the US Air Force for nearly 10 years), working in special effects for movies, and being the IT manager for a local company) before completing her career by working for the County of Sonoma. She always had great stories to tell about her various tenures in the different places.

She served as editor of the *Callboard* (the Redwood Empire Division news bulletin), as well as the Superintendent and Director of the RED. She was the PCR Vice-President from 2015 to 2019, as well as participating in various activities for her own and other divisions. (This included – and perhaps featured – recording and printing a DVD of the banquet entertainment from the 2008 PCR convention, as she was taking a class in video editing at the local community college at the time.) She was also chosen as RED's Member of the Year in 1992.

Carol was diagnosed with pancreatic cancer in March of 2020, and she fought bravely as she continued to participate in as many activities as she could. She was always friendly, even at times when she was “not feeling at her best”; and she always enjoyed visiting with friends. When time grew short, she made a point of telling her friends and colleagues how much it had meant to her that they had been part of her life.

She is survived by her spouse, her three children and their families, and various other family members.

Rest In Peace, Carol. The members of the PCR (and especially the RED) will always be grateful for your service.



*(Requiem by Mary C. Moore-Campagna)*



# **WOMEN** IN MODEL RAILROADING

We invite you to join Women in Model Railroading in creating a supportive space that encourages more women in the hobby. To join the WIMRR SIG and get links to our Facebook groups please visit our SIG webpage.

<https://www.nmra.org/sigs/women-in-model-railroading>



## Women in Model Railroading (WIMRR)

Contact:

[wimrr@nmra.org](mailto:wimrr@nmra.org)

The **WIMRR** SIG has come out of winter hosting the first few months of our Zoom hangouts. We meet online monthly, share what we are working on, work on modeling projects during the meeting, chat, answer questions, and share knowledge. It has been a lot of fun! We feel very official because we now have official SIG shirts. These are available at Daylight Sales, of course!



We have also participated in our first train show with a presence at the Amherst show in January. We held a Meet & Greet at the NMRA booth and met so many people that support women in the hobby.

Many from our leadership team will be at the Rocky Mountain Train Show in Denver April 1st

where we will host another Meet & Greet at the NMRA booth. We have a lot of fun activities planned for the NMRA national convention in August, too. More info about all that we are doing to promote women in the hobby can be found on our Facebook page and by signing up for the SIG: <https://forms.gle/aKPhcXU1sthKW1MQ8>

<https://www.daylightsales.net/product-category/wimrr-sig/>



The Pacific Coast Region and Sierra Division was well represented at “The Great Train Show” at Cal Expo in late January and again at the Golden Empire Historical & Modeling Society train show that took place at the Kern County Fairgrounds in Bakersfield during the first weekend in March. Both shows had attendance numbers that were quite a bit higher than 2022 shows. Volunteer members from all four divisions in the region helped staff PCR’s membership information table at both shows. Between both shows, we signed up 40 new members.



**Sierra Division Chief Clerk, David Fryman, helped staff the PCR booth during The Great Train Show at Cal Expo**

*(photo: Dave Putnam)*



**Sierra Division member, Jeff Merrill, shows a younger attendee some of the finer points on the BAZ BoyZ (NorCalZ) club's modular layout at the Great Train Show at Cal Expo**

*(photo: Dave Putnam)*



**“The Great Train Show” at Cal Expo attracted many attendees**

*(photo: Dave Putnam)*





Clinics Presented by Pacific Coast Region-NMRA and by Feather River Rail Society

Special OP-SIG Group Sessions

Layout Tours

Operating Sessions

Prototype and Local Interest Excursions

Non-Rail Activities

Model Contest and AP Judging

Awards Banquet with Keynote Speaker, Steve Miller

Annual PCR Membership Meeting

[Convention Website Home Page](#)

Find Everything Here!  
Just “ctrl-click”.

[Convention Registration](#)

**April 26 thru April 30, 2023**

Register now. It's easy! Just “ctrl-click” the link to the left and you're on your way to Sacramento!

*Continued on page 9*



## CLINICS

Rails by the River has scheduled “tons” of clinics; perhaps one of the largest slates ever offered at a PCR convention. You should be able to find several that appeal to you and fit your needs. Use this link to view the exhaustive list.

<http://www.pcrnmra.org/conv2023/clinics.html>

## NON-RAILS

This year's Rails by the River 2023 Joint PCR/FRRS Convention will feature a program for the Non-Rail attendees. All Non-Rail convention attendees are cordially invited to visit the Non-Rails Hospitality Room and enjoy the fun, fellowship, and activities. Further details can be found here.

<http://www.pcrnmra.org/conv2023/nonrails.html>

## HOBOS



As we have done at PCR conventions for some 55 years now, Hobos will gather for breakfast during the convention. This year we will meet at:

The Toasted Rooster Cafe, 1650 Fulton Ave., Sacramento, CA 95825. More information:

<http://www.pcrnmra.org/conv2023/hobos.html>

## LAYOUT TOURS

There will be several home and club layouts open for visitors at various times during the convention.

Owner	Layout	Scale	Distance	Session Duration
Mike Andrews	SP WP, & SN in the Sacramento Valley	O	45.2 mi.	Saturday, 4/29, 10am-3pm
Bill Burg	Sacramento Northern Beltline	HO	3.8 mi.	Friday, 4/28, 6pm-10pm
Phil Guley	Union Pacific & Summit County RR	HO	31.6 mi.	Thursday, 4/28, 5pm-10pm
George Hardy	Spokane Portland & Seattle California Sub	HO	17.5 mi.	Thursday, 4/28, 5pm-10pm
Dave Houston	Southern Pacific	HO	21 mi.	Thursday, 4/28, 5pm-10pm
Gene Kuhn	Southern Pacific Donner Pass	HO	47.5 mi.	Saturday, 4/29, 10am-4pm
Larry Moll	Northern CA Lumber & Mining	HOx3	26 mi.	Thursday, 4/28, 5pm-10pm
Steve Rodaker	Hetch Hetchy Railroad	On30	17.9 mi.	Friday, 4/28, 5pm-10pm
Sacramento MRHS	SPWP and large HOx3	HO, HOx3	4.2 mi.	Friday, 4/28, 6pm-10pm
Walt Schedler	SP's Shasta Division Dunsuir to K Falls	HO	67 mi.	Saturday, 4/29, 11am-5pm
oseville Roundhouse	Donner Pass HO, U-shaped N scale	HO, N	13.8 mi.	Friday, 4/28, 12pm-6pm

This list is somewhat fluid, so keep checking back here:

<http://www.pcrnmra.org/conv2023/layouts.html>



*Continued on page 10*



## The Convention Hotel

Courtyard by Marriott  
1782 Tribute Road  
Sacramento, CA 95815

### **Hotel Rooms for Saturday sold out - UPDATE: now ALL rooms**

The Marriott has informed us that all hotel rooms for ALL days at the at the convention rate have been booked. They say there are still some rooms at the regular rate available.

[Courtyard by Marriott Sacramento Cal Expo](#)

### **Other Hotels Near the Convention**

Marriott has two other facilities on the same property:

[Fairfield Inn Sacramento Cal Expo](#) 916-920-5300

[TownePlace Suites](#) 916-920-5400

The next closest hotels are:

[Hilton DoubleTree by Hilton](#) 2001 Point West Way, Sacramento, CA 95815. 916-929-8855

[Hilton Sacramento- Arden West](#) 2200 Harvard St, Sacramento, CA 95815. 916-922-4700

[Extended Stay America](#) 2100 Harvard St, Sacramento, CA 95815. 916-921-9942

[Holiday Inn Express](#) 2224 Auburn Blvd, Sacramento, CA 95821. 916-923-1100

[Hampton Inn](#) 2230 Auburn Blvd, Sacramento, CA 95821. 916-927-2222



*Continued on page 11*

# Master Schedule

**NOTE: Traditional lunch and dinner breaks not shown.**

All times are estimates only. Check back often for more accurate times.

## WEDNESDAY, April 26

- 3:00 PM - 8:00 PM – Registration Desk open
- 3:00 PM - 8:00 PM – Contest Room open
- 3:00 PM - 5:30 PM – Non-Rail Hospitality Room open
- 6:00 PM - 8:00 PM – Welcome Reception - The Terrace



## THURSDAY, April 27

- 9:00 AM - 5:30 PM – Registration Desk open
- 9:00 AM - 5:30 PM – Contest Room open
- 9:00 AM - 9:00 PM – Non-Rail Hospitality Room open
- 9:00 AM - 9:30 PM – Clinics
- 1:00 PM - 3:00 PM – PCR Board of Directors Meeting
- 5:00 PM - 10:00 PM – Layout Tours

## FRIDAY, April 28

- 9:00 AM - 5:30 PM – Registration Desk open
- 9:00 AM - 5:30 PM – Contest Room open
- 9:00 AM - 9:00 PM – Non-Rail Hospitality Room open
- 9:00 AM - 10:00 PM – Clinics
- 12:00 PM - 10:00 PM – Layout Tours
- 12:00 PM - 1:30 PM – Non-Rail Lunch
- 7:00 PM - 10:00 PM – PCR Bingo Night

## SATURDAY, April 29

- 6:00 AM - 8:00 AM – Hobo Breakfast
- 9:00 AM - Completion – Contest Room closed for Judging
- 9:00 AM - 5:30 PM – Registration Desk open
- 9:00 AM - 5:00 PM – Clinics
- 9:00 AM - 4:00 PM – Non-Rail Hospitality Room open
- 3:00 PM - 5:30 PM – Pickup Contest Entries, AFTER judging is completed; also after Banquet
- 5:00 PM - 6:30 PM – Social Hour
- 6:30 PM - 9:30 PM – Banquet & Awards Presentation
- 9:00 PM - 10:00 PM – Pickup ALL Contest Entries by 10:30 PM

## SUNDAY, April 30

- 8:00 AM - 9:00 AM – PCR Breakfast
- 9:00 AM - 11:00 AM – PCR Membership Meeting

*Continued on page 12*

## Keynote Speaker - Saturday Evening Banquet



Steve Miller Aboard A Dome Car

Steve Miller is a retired transportation analyst for the Department of Rail at the California Department of Transportation (Caltrans).

Steve worked for the Western Pacific as a summer job in 1965, after his first year of college. He spent three years in the Army, then ran a model railroad shop in Southern California in the 70s. After that, he returned to school, graduating from San Diego State University in 1978 with a degree in Sociology. He worked for Greyhound in the late 70s. In 1980, he went to work for Caltrans as a Transportation Planner in the Division of Mass Transportation. In 1988, he became the Amtrak Thruway bus coordinator. In 1990, The Division of Rail was created and Steve worked there until he retired in 2007. In addition to managing the Amtrak bus network, he was also involved with passenger information, including Amtrak California Timetables and the posted information at bus stops and train stations.

Steve joined Feather River Rail Society a couple of years ago and is active in several other organizations including National Railway Historical Society, Central Coast Railway Club, Northern Pacific Railway Historical Association and the La Mesa Model Railroad Club which has built a model of Tehachapi Pass in the San Diego Model Railroad Museum.



*Continued on page 13*





### Short Sleeve Polo Shirts With “Rails by the River” Logo.

Available directly from Daylight Sales.  
\$31.95 to \$38.95 depending upon size.

[https://www.daylightsales.net/  
product-category/rails-by-the-river-pcr-  
2023/](https://www.daylightsales.net/product-category/rails-by-the-river-pcr-2023/)



Commemorative Car by AccuRail® - 40' AAR Single Door Boxcar  
with decals (to be applied separately).

Available Through the Convention Website or At The Convention Company Store

**\$25.00 per car**

### Rails by the River Convention Virtual Coverage

- For those who are not able to make it to Sacramento for an in-person experience, many of the FRRS and NMRA clinics will be available for viewing at our on-line virtual platform.
- The virtual clinics will feature a high-quality video feed of selected clinics as well as coverage from the contest room throughout the convention.
- Registration for a Virtual Fare has been returned to \$50.00!
- A post clinic "breakout room" will be available to virtual attendees for Q & A with many of our convention clinicians as well as "Birds of a Feather" sessions
- The convention virtual content will also be available to all who register at Full, Express and Day Fare levels.
- The virtual coverage will also include coverage of the contest entries.





# LAST RUN



Bob Wirthlin, longtime Coast Division member and Master Model Railroader #253, passed away on January 1, 2023. He was 90.

Bob was a retired Naval Officer who served in the Dental Field. After retiring from the Navy, he taught Periodontology at UCSF. Bob and his wife, Joan lived in Martinez. He was always generous in opening his home layout (Midland, Rockies & Western) during Coast Division and Pacific Coast Region tours. Bob was an exquisite modeler; of both railroad and ship models. He won first places at both Regional and National Contests and served as Coast Contest Chairman in the 1990's. Bob wrote several articles appearing in the *NMRA Bulletin* and *Mainline Modeler*. Especially noteworthy was his model of Dunsmuir on the Southern Pacific Shasta division. Almost every time I saw Bob he would have a new joke to tell, right to the very end. His wife of 68 years passed away 5 days after Bob on January 6<sup>th</sup>. Bob will be missed.



(submitted by Dave Connery)

**2023 Southern Pacific Historical & Technical Society Convention**  
Bakersfield, CA



**Wednesday, October 25 through Saturday, October 28, 2023**

**DoubleTree by Hilton  
3100 Camino Del Rio Court  
Bakersfield, CA**

Additional information will be available after January 1, 2023

If you are interested in being a presenter, please send an email to [sphts@sphts.org](mailto:sphts@sphts.org) with your name and “Bakersfield” in the subject line, and your name and idea for a presentation in the body of the email.

Society Website: <https://sphts.org/>



**SOUTHERN PACIFIC HISTORICAL & TECHNICAL SOCIETY**



[BayRails IX](#) took place March 16<sup>th</sup> thru 19<sup>th</sup>. This event happens semiannually in northern California and attracts [Operation Special Interest Group \(OPSIG\)](#) model railroaders from across the United States and Canada. For those not in the loop on [OPSIG events](#), they are scheduled at various regional locations throughout the year from coast to coast. Participants range from rookies to seasoned veterans and many of the layouts offer experienced mentors to show the ropes and help provide guidance in order to learn the nuances and rules that govern the various layouts.

This year, over 50 people participated in BayRails IX operating sessions on 17 home and 2 club layouts throughout northern California. The Pacific Coast Region was well represented by several organizers, operators, and layout owners. The event was headquartered at the Crown Plaza Hotel in Foster City. After participants returned to the host hotel from their respective operating sessions on Friday, Santa Cruz Northern owner and PCR member Jim Providenza gave a presentation on car card routing. Following the Saturday sessions, many of the participants adjourned to a nearby restaurant to enjoy some food and drinks, revel in their experiences and talk shop about their own layouts.



**PCR member David Parks owner of the Cumberland West B&O layout located in Los Altos briefs the participants prior to the operating session on his layout.**

*Continued on page 17*





**Leo Pesce kept busy pulling trains out of the staging yards on the Cumberland West B&O as operators were assigned various jobs.**



**Operating session participants, assisted by experienced mentors, study the finer points of operating the West Keyser yard and tower on the Cumberland West B&O--before the clock was started.**



**A Canadian National train powered by EMD F7 units hauling a heavyweight passenger consists in the Sierra Nevada towards Sparks, Nevada while a mixed freight headed down the hill passes underneath on the Carquinez Model RR Society's layout in Crockett.**



**Old meets new as a Cab Forward waits for a freight consist led by F7 power on Dave Houston's Rocklin Sub. Dave's layout is a freelanced vision that features several southern and northern California landmarks.**





## *New Tracks Modeling*

### **Mentoring Scholarship for Young Model Railroaders**

By Jim Kellow, MMR

*New Tracks Modeling* is about Mentoring and model building. It is a volunteer organization run by model railroaders, which also raises funds for its programs through volunteer donations. This year *New Tracks Modeling* started an exciting new scholarship program for young model railroaders.

*New Tracks Modeling* live Zoom shows are about all aspects of model railroad modeling which are also live streamed on its YouTube channel. *New Tracks Modeling*. The live shows are available to all model railroaders. To get the Zoom log-in link for attending a live show, subscribe through the [www.newtracksmodeling.com](http://www.newtracksmodeling.com) website.

## **There are over 750 videos of past shows on the *New Tracks Modeling* YouTube channel for you to enjoy.**

*New Tracks Modeling* founder, Jim Kellow, MMR started expanding the *New Tracks Modeling* programs to young modelers when he was appointed several years ago as the Ambassador for Model Railroading by the APMM (Association of Professional Model Makers). Jim and the APMM believe the model railroading skills and confidence gained by building models make young modelers ideal candidates for careers as Professional Model Makers. Check out their website at: [modelmakers.org](http://modelmakers.org)



**Jim Kellow, MMR**

This year *New Tracks Modeling* expanded its youth programs further by starting a \$1,000.00 scholarship program for young model railroaders. It has been successful in obtaining funding through contributions associated with the shows.

This scholarship is for young Model Railroaders who are students who are graduating or have recently graduated from a high school with a minimum of a 3.0 GPA and are going to attend or are currently enrolled in a STEM program in a United States 2 or 4 year college, university or an accredited technical school. In the future *New Tracks Modeling* hopes to expand to include other countries so that the scholarship is International in scope. Details about the scholarship, applications, and filing instructions are available on the "New Tracks" website at: <https://newtracksmodeling.com/scholarship/>

Now it is up to you, members of the model railroading community to spread the word and encourage young model railroaders to take advantage of this scholarship to help pay for their continued education and success. For questions or how to submit a paper copy of an application, please contact the Scholarship Committee Chairman, Bob Davidson at: Bob Davidson

New Tracks Modeling Mentoring Scholarship  
6273 Gulf Stream Path  
Cicero, NY 13039  
email: [bobdavidson@newtracksmodeling.com](mailto:bobdavidson@newtracksmodeling.com)

If you have a son or daughter or a grand child who meets the scholarship criteria *New Tracks Modeling* hopes you will make them aware of this scholarship opportunity.  
Thank you in advance for your interest and assistance!

*Continued on page 19*





***Attention all  
High School Seniors &  
College Students!***

***Are You a Model Railroader?  
Are You a Modeler?  
Are You Pursuing a STEM Degree?***

---

## **New Tracks Modeling Mentoring Scholarship**

**A unique scholarship focused to  
Model Railroaders and other  
modelers pursuing a STEM  
related college degree or  
technical school credential.**

**Scan the QR code to learn more  
and download an application!**



[www.newtracksmodeling.com/scholarship](http://www.newtracksmodeling.com/scholarship)

**Questions? E-mail us at:  
[NTMMS@newtracksmodeling.com](mailto:NTMMS@newtracksmodeling.com)**

**[www.newtracksmodeling.com/scholarship](http://www.newtracksmodeling.com/scholarship)**

## Membership

### Welcome Aboard ! PCR's Newest Members

Member	City, Sate	Date Joined
<b>Daylight</b>		
Michael Torosian	Fresno CA	1/25/2023
<b>Coast</b>		
John Wigmore Densem	Walnut Creek CA	12/27/2022
Aaron Gumbinger	Union City CA	2/21/2023
<b>Sierra</b>		
Russell Johnson	Stockton CA	12/5/2022
Steve Olney	Reno NV	12/20/2022
Scott Mullin	Valleys Prings CA	1/2/2023
Peter Schofield	Sacramento CA	1/2/2023
Ethan Reyes	Stockton CA	1/6/2023
Family Meriam	Chico CA	1/12/2023
Jeffrey Hough	Folsom CA	2/6/2023
<b>Redwood Empire</b>		
Kyle Stockman	Santa Rosa CA	12/1/2022
Keith Merron	San Rafael CA	12/29/2022
Michael Hazen	Cotati CA	2/21/2023

### PCR Membership Gauge

February 28, 2013—1,087
February 28, 2022—805
March 31, 2022—798
April 30, 2022—794
May 31, 2022—789
June 30, 2022—775
July 31, 2022—779
August 31, 2022—775
September 30, 2022—770
October 31, 2022—770
November 30, 2022—769
December 31, 2022—774
January 31, 2023—771
February 28, 2023—766

### In Memoriam

Member	City, Sate	Date Joined
<b>Sierra</b>		
Charles Case (Lifetime Member)	W Sacramento CA	1/1/1949
Terry Schmidt	Gold River CA	1/1/1974
<b>Redwood Empire</b>		
Phil Wenger	Greenbrae CA	9/1/2011

### PCR Membership Tracker

<u>Division</u>	<u>#Members</u>
<b>Coast</b>	<b>352</b>
<b>Sierra</b>	<b>225</b>
<b>Redwood Empire</b>	<b>106</b>
<b>Daylight</b>	<b><u>83</u></b>
<b>TOTAL</b>	<b>766</b>

**Have you joined the NMRA Interchange? It's the newest tool to help you connect with other members, gain knowledge and learn to modeling techniques. The Interchange is hosted on the Discord application which is available for Windows, Apple OS, Android and Apple devices. See instructions below for signing up.**

## **Joining the NMRA Interchange**

Speed Muller

IT Manager, NMRA

Have you joined the Interchange yet? If not, follow these steps to get connected!

1. Go to [nmra.org/nmra-interchange](https://nmra.org/nmra-interchange)
2. It will ask you to log in to the NMRA website if you're not already logged in. If you are not registered with the NMRA website yet, now's the time to do it. Click the "Need a username? Register now" button, and get set up. Use the email address on file in the NMRA membership system (probably the one where you got this eBulletin). The system will email you a link to set your password.
3. Now you should be in the [NMRA Interchange](#) page. If not, click this link.
4. Click on [Member Info](#) in the top right corner and scroll down get your exact Member ID. You'll need that later.
5. Read through the page and then follow the "Interchange Server Invite" link at the bottom. This is a special link just for you and will look something like <https://discord.gg/xxxxxxx>
6. You will be taken to Discord (the platform that hosts the NMRA Interchange) where you will be prompted to sign in, if you already have an account there, or prompted to register, if not. If you need instructions for creating an account or logging into Discord they can be found [here](#).
7. Once you accept the NMRA Interchange Invite, and you are logged in, you will land in **#the-lobby** with a message on what to do next.
8. We suggest that you read and agree to the **#rules** first. Just click on **#rules** and then click on "thumbs up". Then click on **#the-lobby** again to do the most important step.
9. Discord and the NMRA need to check with each other, in order to verify that you are a current NMRA member with an email on file. You start the process with the **/onboard** command. Now, this is very sensitive to the type of device you are using, so just type the first few letters **/onb** at the bottom where you see a + sign in a circle. It will complete the command for you in a pop-up just above that. Click on the **/onboard** command. Add your membership number (6 characters followed by a space and then two more characters) just as you noted in step 4. Example: **/onboard input: 123456 0A**
10. Discord and the NMRA computers will have a chat, and then you will receive an email containing a **/clearance** command. That's your entry ticket. Copy and paste the whole line into **#the-lobby** (at the + sign again). Example: **/clearance input: 654321**
11. You're in! You will not have to do any of this again. If anything derails, you'll get a message telling you what to do next, and we also have Moderators in the Interchange standing by to help.
12. If all went well, you'll now see more than 350 channels (those # things). We suggest you start by going to **#introduce-yourself** and then scroll up to **#the-workbench** to see what others have done and shared! Then find your Region and Division and say "hello" there. And then start participating and enjoy!



## Contest



**Earl Girbovan, MMR  
PCR Contest Manager**

With the Rails by the River Convention being just a short time away, its time to put the finishing touches on your entries. One of the best ways to do this is to take a few cell phone photos of your model and look at the photos on your tablet or computer screen. The camera will highlight areas needing attention including:

- Gaps you may not have seen
- Glue or shiny spots
- Paint or scenery needing touchup
- Fuzz & lint ( I don't know about you, but I use a variety of cotton swabs to clean up excess glue, touch up paint, etc, and there are always fibers)
- Items out of square or alignment – are your roof vents crooked?
- Dust and dirt that shouldn't be there

I recently did this on a model I'm working on and found a number of these items to be addressed.

The contest entry form and supporting information also needs to be filled out. As opposed to typing in the contest form itself, I find it easier to type the relevant information on a WORD document and attach it to the entry form. The printing is larger and it's easier to edit. The information should be blocked the

same way it is on the contest entry form. Regardless, you will need to fill out a contest entry form, since this is where the judges score.

Supporting photos and paperwork and very helpful in telling the judges what you've done and/or tried to accomplish. Construction photos are helpful. One area I see models not achieving their full potential is in Conformity. At 25 points maximum, this category should not be overlooked. Photos and drawings of the specific prototype or a representative prototype are very helpful here.

If you need help filling out paperwork, either your regional AP person or myself will be happy to assist you.

## Square Foot Challenge

Just a reminder that the Square Foot Challenge is back. The rules are simple:

- 1 foot square footprint
- Railroad themed
- Must contain a piece of rail
- No limit on height

Your entry can be whimsical or prototypical. This is a non-judged category, so no documentation is needed. A First Place plaque will be awarded to the entry receiving the most popular votes. Note that if you desire, the entry can be judged as part of the diorama category, and this would require a writeup.

In addition to judged models, there is room for non-judged items that you would like to display. If you have a work in progress, or just something that you'd like to show off, please bring it along.

I look forward to seeing your craftsmanship and creativity in Sacramento.





### By Jack Burgess, MMR, Manager, PCR Achievement Department Master Builder - Motive Power

Given the continuing release of new super-detailed diesels and steam engines which flow into our hobby each year, it would not be surprising if the amount of scratchbuilding of locomotives continually decreases in direct proportion. The Master Builder – Motive Power certificate includes a requirement to scratchbuild a locomotive and that requirement may mean that this certificate is one of the hardest to earn. (Although I'd say that earning Association Volunteer certificate is much more time consuming!) Like the other certificates, the full requirements for this category are available on the web at [www.nmra.org](http://www.nmra.org).

Motive power refers to any type of steam, diesel, or electric locomotive, traction unit, maintenance vehicle, or other type of self-propelled vehicle that runs on track. That definition therefore includes everything from speeders and streetcars to the newest diesels. Not included are powered models of prototypes that were not powered (vehicles such as a powered hand cars) or unpowered models of prototypes which were powered.

The requirements for Master Builder - Motive Power follows the same general format as the other Master Builder certificates. To qualify for this certificate, you must build three models of railroad motive power. If desired, these models can be of different gauges and/or scales. They must meet the following criteria:

1. All of the models must be capable of self-propulsion.
2. Each of the models must score at least 87½ points in an NMRA contest or under the AP Merit Judging program.
3. Each of the models must be super-detailed with either commercial or scratchbuilt parts.
4. In addition to being super-detailed, at least one of the three models must be scratchbuilt.

Currently, one of the favorite aspects of our hobby is kit-bashing/super-detailing diesel locomotives. Such a modeling project, if it scores the minimum 87½ points, would meet the requirements for the two non-scratchbuilt models.

To qualify as scratch built, the model must contain the following scratch built items:

- Steam locomotives - Frame, boiler, cab, tender frame and body, and either valve gear or main or side driving rods.
- Other motive power - Body, frame, cab, truck side frames, and pantograph or trolley poles if applicable.

Items such as the motor, gears, drivers or wheels, couplers, trucks, etc. are all excluded from the requirement for being scratchbuilt. Note that the term “scratchbuilt” implies that the modeler has done all of the necessary layout and fabrication that produces the final dimensions, appearance, and operating qualities of the model. This is a good statement of the intent and spirit of the “scratchbuilt” requirement. Notice that it does not say that the use of a few commercial detail parts will disqualify the model as being “scratchbuilt”. In general, the same standard applies that is used in contest judging: “Completely Scratchbuilt” means that 90% or more of the model was scratch built. (But you still need to scratchbuild the specific items listed above.) This means that in contest or merit judging, the model you are claiming as “scratchbuilt” should have earned at least 11 points in that category out of a possible 15 points.

Once you complete these requirements, submit a Statement of Qualifications (SOQ) that identifies the models and the commercial parts used, etc. The easiest way to do this is to enter the model in a Divisional, Regional, or National modeling contest and simply attach a model contest form which includes this information and also documents your score. Send the completed SOQ to your Divisional AP representative, along with a photocopy of your NMRA membership card and you are on your way toward another certificate!

I am happy to announce the following Certificates of Achievement:

**Rich Mossholder - Master Builder - Structures**

**Jon Schmidt - Model Railroad Author**

Congratulations to both of you!

If you are interested in the AP Program or Golden Spike Program, contact me for more details. My phone number, address, and e-mail address are listed in the Call Board on Page 2.





## The Answers Are Out There

By Robert Pethoud  
Non-Clearing Trains



It has been over four decades since the model railroad club to which I belonged acquired a building in which we planned to build an HO scale layout. As we thought about a track plan for the building, I remember another member suggesting, “First, we need to decide how long our trains will be, and then we make all of our sidings a little longer than that.” What do you think—is that sound advice? It’s certainly a strategy real railroads would love to employ.

My plan was to model the transition era after the Second World War, a time when multi-unit diesels could pull more cars than the steam engines they replaced. This allowed train lengths to exceed siding capacities, often well before the railroads could get around to lengthening their passing tracks. Such trains, longer than the sidings intended for meets and passes, are said to be “non-clearing,” since they won’t clear the main line to allow another train to go by.

So, my advice all those years ago—and still today—is to choose to have at least a siding or two somewhat shorter than the longest trains you plan to run. If the first train to arrive will clear the main, then the train to meet or pass it can be any length and can continue past without stopping. A problem only occurs if the first train to arrive is non-clearing, because some of it will hang out on the main, requiring the next train to stop. If the second train clears, it only has to wait long enough for the first train to move the blocking cars out of the way and the meet or pass can proceed. This is called a saw-by maneuver.

But what happens if both trains are non-clearing? Can the trains still get around each other? How? Try to visualize or model the situation of two non-clearing trains meeting (going opposite directions) yourself before you read on.

The answer, of course, is yes, they can, using a maneuver known as a double saw. See the first illustration.



**Preparing for a double saw-by meet**

It requires that one of the trains be broken in two and then re-assembled after the meet. One way to do this is to break the first train to arrive in two, put the motive power and as many cars as will fit onto the siding, leaving the remainder on the main clear of the switch, and with both turnouts set for the main. The second train then arrives, couples the cars left on the main to its nose, and moves ahead to clear the switch for the waiting train. With the switch clear, the front of the first train continues down the main far enough to allow the second train to maneuver. The second train then pulls back and puts the cars attached to its nose onto the siding. Then it uncouples from them and proceeds on its way. Finally, the first train returns to the siding, recouples to its cars, and goes on its way.

Now try this: a non-clearing train is to pass another non-clearing train at a siding. How can this be accomplished?

Thus, a double saw is complex, but possible. If your operating crews are experienced, every once in a while you should not fear to set up a situation where a double saw may be necessary. Also, if there are some spurs in the vicinity of your siding, the double saw may be avoided by the first non-clearing train stashing its excess cars on a spur before the second train arrives. Then, it’s a simple matter to recouple after the second train goes by.

*Continued on page 25*

## Answers ct'd.

Instead of a siding—a side track that joins the main at both ends—what if the two non-clearing trains must meet at a spur which is too short to hold either one? Take a look at the second illustration.



### Can this meet take place here?

Can the two trains still get around each other? How? Which train should enter the spur, or does it not matter? How short could the spur be and still allow the meet to take place?

Finally, what if three or four trains must meet and/or pass at a siding which is too short for some of them? And is the maneuver still possible if there are some freight cars parked on the siding?


Next time we'll discuss the answers to all of these questions. Until then, you may reach me with comments and/or questions at [pethoud@comcast.net](mailto:pethoud@comcast.net)



---

## Having Problems Updating Your NMRA Membership Information?

*by Doug Wagner,*  
PCR Membership Manager



I have heard from more than a couple of NMRA members that they had had issues when attempting to update their NMRA membership information when using the NMRA's web site. Well, as one United States Presidential candidate once said, "I Feel Your Pain!" And having personally used the NMRA's web site for that very same thing, I can admit that navigating the NMRA's web site can be a daunting and frustrating task! For any member who has not been able to update any information pertaining to your NMRA membership through the web site, I'll make it easy for you. You may send an email to the NMRA HQ office staff, by visiting the NMRA'S web site at <https://www.nmra.org/>, and by clicking on the words "Contact" in the dark blue bar, on the right side of the NMRA's web site, and that will take you to the next page. Under the words "The Headquarters of the NMRA" you will see the words "Email to NMRA" HQ. Click that and your email provider email sending process will pop up. Just write what information you are wanting to update and hit the "send" button. HQ staff is very good when it comes to replying to emails (at least in my experience). And I'll make it even easier for you. You can send me an email at [carldw@aol.com](mailto:carldw@aol.com) with the information you want to update, and I will personally send your information update to NMRA HQ. Heh, I have to justify my mega-PCR paycheck somehow! Hope this helps. May all your signals be green---it's time to highball!



## Life on the Fungus and Mungus Railroad

By Steve Folino



It is hard to believe that this is the eighth installment of Life on the Fungus & Mungus Railroad. A lot has happened since the last update.

On Christmas morning, while on a short vacation in New Orleans, we were awakened by a telephone call from our cat sitter. A heavy freeze had caused a pipe to burst sometime during the night. The master bedroom was flooded, and the water had cascaded down into the basement train room. She and her husband had managed to shut off the water, but the damage was done. The water had cascaded down into the dispatcher's station and crew lounge and ended up flooding the entire basement.

By the time we returned home four days later, the restoration company had dried everything out and removed the damaged carpet. Fortunately, there was little other damage. Our handyman had repaired the broken pipe, upgrading it so that it wouldn't happen again, and restored the water service. It

took about four weeks through the end of January to get us back 100%. I am happy to report that although there was some damage to some of the items in the crew lounge, there was no damage to the Fungus and Mungus Railroad. However, no progress was made on the layout during January.

In February construction resumed and I made some progress. On the upstairs hobby bench I completed the scratch-built ballasted trestle and the B.T.S. Log Dump kit; and completed enough of the B.T.S. Slatyfork Sawmill kit that I could be certain of its footprint. All of this needed to be done before the track could be extended past Sawmill Grade and into the sawmill. At this point, the track to and through the sawmill has been laid and extended north towards the logging camp. With this done, the trackwork is about 85% complete and should be finished by the end of April.



Scratch-built, ballasted trestle that will span the small creek that feed the log pond.



B.T.S. log dump kit that will serve as the unloader of log cars into the log pond.

*Continued on page 27*

## Fungus & Mungus, ct'd.

The last pieces of the Cloud's Rest yard are falling into place. I completed construction of a hand-laid single crossover and double crossover along with a couple of number five turnouts, critical to the yard layout. They are being installed and wired now. When that is finished, the yard track will be complete, and trains will be able to run over most of the layout. We should be able to begin hosting operating sessions by early summer.

I 3D printed some prototypes for my turnout control panels. Satisfied with the outcome, I will start producing the 35 or so units needed for the layout. Next up for the 3D printer will be some double hung windows and some doors for my scratch-built structures.

In other news, from along the Fungus & Mungus...

Last November, at the end of the logging season, it was determined that it would be more cost effective to move Logging Camp 2 further up Big Pine Mountain, closer to where the timber was being felled. This would allow the loggers to spend more time felling trees and less time transporting them to the log landing for loading on rail cars. This is a common practice in the logging industry. All the camp structures are built on skids so that they can be loaded onto rail cars and moved to their new location.

Grading and site preparation for Logging Camp 3 began in November. The site is fully prepared and moving the structures has begun (Image 3). The entire move should be completed by the middle of March so that when crews return to the camp on April 1 the camp should be ready. Tim Burr, the Hugh Mungus Timber Co Camp 2 Foreman, reports that extensive progress has been made dismantling Camp 2 and preparing for it to be moved farther up the hill.



Locomotive 3 pulls a string of cars from Logging Camp 2 to Camp 3 at its new location.

Miss Kate, the owner of the Shady Rest Hotel in the Town of Bedrock, reports that business has been slow these past few months. There are not many visitors to Bedrock during the winter months.

Justin Case, the Fungus Mining Company foreman, reports that the new shaft in the Ophelia Mine has been producing two to three cars per week of unobtainium, bringing the total mine output to six to seven cars per week.

Mortimer Stiph, the Town of Bedrock undertaker, reports that business is doing well. He further reported that people are dying to use his services. His new motto is, "You snuff 'em, we stuff 'em".

Belethor, the owner of Belethor's Dry Goods, reports that sales of the new product, Corn Flakes by Kellogg's Mill, has been doing well. He encourages everyone to give them a try.

B. Baggins, proprietor of Baggins Boots and Leather Goods, let us know that a fresh shipment of boots, belts and lady's bags are due in April. The shipment will include all the latest styles as worn in New York City.

Ben Dover and his wife Ilene Dover, both employees of the Fungus & Mungus Railroad, wish to thank everyone for the well wishes and prayers as their son Trip Dover recovers from his bicycling accident.

Smitty, the Town of Bedrock blacksmith, reports that business has been so good lately that he is looking to add another apprentice. His current apprentice Smudge, has passed his tests and will be promoted to journeyman blacksmith in the coming weeks. Any father of a fourteen-year-old boy is encouraged to contact Smitty about the opportunity.

Lionel Trane, FMRR engineer, and his wife just returned from a week-long trip to Denver where they visited her sister. Willie Stoker, FMRR fireman operated in his place.

Kris P. Bacon, Camp 2 head cook, announced that Al Dente and Ida Baker, camp cooks, will both be returning to the logging camp this spring. As two of the best cooks this side of the Colorado River, their presence is sure to attract the best loggers this season.

That's all the news that's fit to print.







# Pacific Coast Region SIG Report

by Seth Neumann



We held the 2023 Bay Area PCR/Layout Design and Operations Meet Friday - Sunday February 3-5, 2023. The meet was a hybrid with 45 in person attendees and another 20 or so Zooming in. We have most of the Saturday clinic program available for streaming on youtube at [https://www.youtube.com/watch?v=VRlKhbPSg\\_U&t=31s](https://www.youtube.com/watch?v=VRlKhbPSg_U&t=31s). Clinics included:

- David Parks -- automated trains using JMRI
- Mark Amfahr - Yard ops -- western style
- Dave Clemens -- New layout design
- Robert Leachman - PFE operations
- a challenge/panel discussion (“British Style Exhibition Layout”)

We had live tours Saturday evening close to the venue and Op Sessions on Sunday.

We had a limited tour of the Richmond Pacific Railroad for 20 early sign ups followed by a no-host dinner at the Craneway Pavilion. This was the first industry tour ever offered by the RP and featured a cab hop from their headquarters to the BNSF interchange at Stege and return. A great time was had by all and tour organizer Clif Linton scored a ride in the locomotive cab with the crew! The in-person portion filled up quickly and we are looking forward to finding a larger venue in the North Bay (Marin/Sonoma) area for 2024. As always, finding a suitable and affordable venue is a challenge. If you know of a venue that can support 80 people, will allow us to charge at the door, and has suitable internet access (20 MB up and down), please let me know.

As noted in my last few reports, national visiting operations meets are back, and events are falling back into pre-pandemic schedules in 2023. We often have slots for these meets, and some have open registration, so please contact me if you are interested in trying one out. There are open meets in Central Indiana (CIRROPS) April 14-16, 2023 and in Long Island (Island Ops) April 28th to April 30th 2023.

As in previous months, we have had SIG activities via Zoom conferences. The Operations SIG has been holding clinics and layout tours monthly on Sunday afternoon at 1:00 PM Pacific, see <https://www.opsig.org/Virtual> for topics and meeting information. LDSIG is holding Zooms on a more-or-less quarterly schedule.

The “Texas Express” national convention will be held in Grapevine (DFW airport) August 20-26. Both LDSIG and OP SIG (as well as other SIGS: CMRI, American Civil War RRs, Women in Model Railroading) will participating. OPSIG is working with local FreMo-N modelers to provide Operations in the convention hall (hopefully the SIG Room) organized by the Operations Roadshow group, as was done in St. Louis.



# Tales of the Santa Cruz Northern

By: Jim Providenza

## In the Groove

Suddenly there is a deadline... a new challenge... and work to be done! In this case it was RED Superintendent Paul Weiss' Central Vermont Rwy in Northern California (CVinNCA) which needed major scenery and structure work in a short length of time.

And so, away we go.

The big plus of modeling a prototype as close as you can in the space available is that you don't have to imagine what to build. You just follow the prototype. The minus side, of course, is that you have to then figure out how to model those non-imaginary structures and scenes.

Paul had a list of scenes and structures he wanted upgraded:

1. C. F. Church Manufacturing at Monson – kitbash a structure to more closely match the prototype photo we have
2. Wickwire Spencer – build a series of large industry flats to represent this really large customer
3. Build the underpass in Palmer that goes under the CV-B&A diamond
4. Replace the stand-in for the station at Montville
5. Build a station for W. Willington
6. Build downtown Stafford, Conn.

C F Church consisted of the Walthers Background Building Car Shop, already built up. The prototype was of similar brick and glass construction but the upper windows needed to be cut down to represent a second or third story – see Photo 1. And since we needed to have trackside loaded docks, I needed to swap the end overhead doors with two of the bottom side windows. A lot of prying and scribing at glue joints later I had deconstructed major portions of the kit. Then I cut the upper window frames in half lengthwise, cut down the upper walls to match, swapped lower doors and windows adding and removing brick wall sections as needed, and... glued it all back together! I found a second unbuilt Car Shop kit in Paul's stash, cut down the upper windows and walls to match the height of the first building, assembled the kit using only ½" wide side walls to step the manufacturing side of the building back from shipping.



Photo 1 - C F Church



Photo 2 - Montville Station

I alternated working on C F Church with building the CV station at Montville – a ‘work on this one while that one has glue or paint drying’ sort of thing. In the case of the station, I had plans drawn by John Paganoni about 30 years ago and published in the Central Vermont Railway Historical Society magazine, The Ambassador. I searched Paul's stash (you'll get tired of hearing this I suspect) and found some window frames I could cut down into 6x6 lights. I cut novelty siding into three into strips – a bottom strip sized to fit below the windows, the middle strip the height of the window frames, and a top strip. I sectioned the middle strip into pieces to fit between the windows and doors (Tichy), glued the top, middle and bottom strips together, fitting, but not gluing the window frames in place. I backed each resulting wall with clear styrene. I painted the walls box car red and the windows and doors

white and secured the windows and doors to the walls with canopy glue. I made the roof from Campbell shingles, painted to resemble the asphalt shingles on the prototype – see photo 2.

*Continued on page 30*



Wickwire Spencer was a huge industry at the north end of Palmer, Mass., manufacturing wire rope, steel fencing and other products. The CV dropped off cars at a siding outside the plant; an industry switcher served the multitude of spurs 'inside the fence'. This works well on the CVinNCA as there is only room for backdrop buildings along a 5-foot-long spur. So far Wickwire has consumed major wall sections from four different Walthers brick wall industry kits and one of their modular buildings. The wall sections have been cut, spliced, heightened, widened, repainted – and their final positions were not determined until they were mounted in place at Palmer – photo 3 shows the result so far. Most of the work on these wall sections was done at the workbench, but some needed to be done on site to make sure the various wall sections would fit. And so...



Photo 3 - Wickwire Spencer

While I waited for glue or paint to dry I spent a couple of afternoons building the Bridge Street underpass under the Palmer diamond. We had cut the subroadbed for the underpass when we first built through Palmer several years ago – and had prototype photos from a trip in 2018. The diamond is supported on a ballasted deck bridge only about 30 feet long but almost 70 feet wide. The roadway underneath is about 24 feet wide and there is a raised sidewalk along one side with steel bridge supports and railings along the roadway side. The prototype underpass has seriously impaired clearance – only 10 feet!

I cut a sheet of .060" Evergreen plain styrene 30 scale feet by 80 scale feet and laid it in place as the roadway. I cut sub-walls from more .060" styrene – they could only go back about 35' into the subway; wiring coming down from the interlocking signals protecting the diamond could not be moved and prevented having the walls go the full length. Similarly, the sidewalk could only extend so far into the subway – but far enough to work. I shaped and glued textured cut stone paper to the subwalls. I built the steel supports from the small laced girders from a Central Valley bridge kit. The deck girders on either side of the underpass were cut down from Walthers parts; I built railings from .030" styrene rod. After slathering black and gray paint, and with a bit of scenery, the result is shown in photo 4.

Jason Schoenman is building the station for West Willington – hopefully he will tell us about his experience in a future issue.

And finally, 'build' Stafford. There was no way we could quickly build the 15 or so structures we would eventually want at Stafford. But I had a picture of the businesses and homes along Main Street next to the tracks in Stafford taken during two trips. Bill Kaufman scaled and printed out photos of the structures on Main St. facing the tracks. We mounted the cut-out photos on black foam core board. Using Google Earth, we placed the buildings in their proper positions, fixing them to the backdrop with Gaffer's tape so they can eventually be replaced with built up bas-relief structures. Photo 5 shows the overall view from the aisle.



Photo 4 - Bridge Street underpass at Palmer



Photo 5 - Stafford

Whew! A push over three weeks, working with others, using a number of different techniques and tools. Not an effort I could sustain on a regular basis, but every once in a while you just get in the groove!





## Looking Back

by Dave Connery, MMR, PCR Historian  
Voices – An Interview with Ed Merrin

Ed was born and grew up in the Los Angeles area in Southern California and attended college there at UCLA. After undergraduate work, he applied to two medical schools, UCLA and UCSF, and was accepted at both. He decided to attend UCSF, but for the first six months in San Francisco, he longed for Southern California. That passed and he started to appreciate the advantages to living in the Bay Area and never looked back.

In his senior year of Medical School Ed spent three months in London studying psychiatry. For the return trip he bought a plane ticket only as far as New York City, as he had decided to hitchhike across the US to return home. He had a sign with “Calif” on one side and “SF” on the other. He made it home in only 3 1/2 days. In the process met several very interesting people and had an adventure that would never have been possible later in life.

Ed was very interested in doing medical research, so instead of continuing his clinical training after med school he worked for a year in a research lab at the Langley-Porter Institute studying alpha brain waves as a way of measuring right and left-sided brain activity. Because of that year off he missed out on the “matching program” that pairs up new doctors with specialty training programs, so he was on his own to find one. He lucked out when he got a telephone invite to interview at Dartmouth Medical School in New Hampshire. The picture-perfect New England college campus (with snowflakes coming down) where he spent a day in interviews won him over and, at day’s end, Ed was offered a residency position.

He spent two years at Dartmouth before returning to the Bay Area to take a Chief Resident position. Looking to find a job where he could do research he went to work for the Veterans Administration (VA) at their Menlo Park location. After a year and a half he jumped to the VA in San Francisco where he taught medical students and psychiatric residents, ran emergency and inpatient psychiatric units, and established a lab that studied brain waves in schizophrenic patients by digitizing electrical signals via desktop PCs (a new thing then). During his VA career he met Judy at an April Fool’s Day Party and they hit it off. They have been happily married for over forty years with two grown daughters. After twenty years at the VA he retired and kicked around Sonoma County in various private and public positions for almost another twenty years until retiring for good.

Ed’s introduction to trains started when his dad bought him a Lionel train set from a Hollywood shop owner who built a 4’ X 8’ layout on a piece of Celotex/plywood laminate for them. His dad mounted it on hinges on a wall so they could lower it down when it was to be used (at the time Ed, who was about 7, was not big enough to lower it down by himself). When he was eight the family moved to a house in the San Fernando Valley that had a garage where his dad built a permanent 8’ X 8’ layout. Eventually Ed was old enough to help and learned to do wiring and other aspects of layout construction. Ed frequently had friends over after school and they would run trains on the three concentric loops of track. By then they had acquired a lot of neat stuff, including Santa Fe warbonnet F-units, a Lackawanna Trainmaster, and a NYC Hudson.

About the age of 12, living in yet another new house, Ed discovered model railroad magazines. Suddenly the arguments he would have with a friend over Lionel vs. American Flyer seemed irrelevant. He marveled at the realism of the HO train layouts that appeared in those pages. Soon, Ed was telling his dad he wanted to switch to HO. They boxed up all their Lionel equipment and returned to the original shop to ask the owner what he would give for the Lionel collection. Meanwhile, while the owner appraised the Lionel equipment (the figure arrived at was about \$100), Ed was roaming the shop picking out what he wanted for a new HO layout based on what they would get for their Lionel equipment. Of course, this was easy because he had been admiring things on the shelves there when they visited before, and Ed had a good idea of what he wanted.



*Continued on page 32*



## Looking Back ct'd.

On the HO layout, Ed wanted broad curves so he selected Tru-Scale milled wood roadbed with a 36" radius curve (and of course brass rail to spike into the ties). Ed also bought a Mantua Pacific locomotive kit, Mantua passenger cars, a bunch of other rolling stock, and a nice MRC power pack with three throttles. Ed designed an 8x8 layout that looped around three times and had an open frame construction. Ed used the techniques he learned in the *McClelland Scenery Book* to create landforms from wire screening and plaster. Over the wet plaster, he sifted dry plaster and painted it to create texture (a technique later named ZIP texturing).

Let it be known that a couple of Athearn rubber band drive diesels appeared on this layout, an F unit and a GP9, both in Santa Fe livery. They could run really fast but didn't do well at slow speeds.

About this time, Ed began taking photos of his layout, a part of the hobby he continues to enjoy to this day (His dad also taught him photography, had a darkroom, and bought Ed his first two cameras; the second being an SLR). He sent a photo of a scene on his layout to *Model Railroader*. He received a response from editor, Lynn Westcott, complementing the scenery on his "pike" but suggesting he needed a backdrop. Ed got some cardboard, painted a backdrop, reshot the scene, and sent the results back to *Model Railroader*. He never heard back again, so apparently Mr. Westcott was unimpressed.



Ed boxed everything up (including some scratch built structures) when he headed to college. Four years later he took the box of trains with him when he moved to Medical School in San Francisco. However, when it came time to move to New Hampshire, the box of trains and a large model railroad magazine collection did not make the trip. He was done with trains and yet they were there in the back of his mind. And that layout lives on today in a series of black and white 35 mm negatives and color transparencies.

Almost twenty years later, in the early 1990s, trains came back into Ed's life when his then eight-year-old daughter announced she would like a "train." That was the opening; Ed purchased a cheap Bachmann train set and built a 4' X 8' layout for his daughter in a walk-in closet in their home. But he also started buying things for himself. One time, when wife Judy was at a school event, she met a lady who said her husband was into model railroads. Ed met this fellow and learned that he was a part of a "round-robin" group, which Ed began attending. There he met Jim Providenza and other involved model railroaders, including former NMRA Special VP Bill Kaufman.

Ed decided to build a layout using one-half of the one car garage at their home in Ross. Because of Jim's influence, he picked a prototype and era --the local railroad, which was the Northwestern Pacific. Ed got a copy of the two-book series on the NWP by Fred Stindt and joined the NWP Historical Society. Ed liked the idea of steam power but decided he liked the "Black Widow" paint scheme more. He realized that by modeling the 1958 to 1960 timeframe he could include the NWP's named train "The Redwood." Soon Ed and the other members of the round-robin group were busy building "L" girders for Ed's layout and having fun working together. About the time they got to the stage where they could begin operations, Ed and family moved from Ross to Santa Rosa. There was a good-bye operating session just prior to the move. Pieces of the layout were moved to the new house and reassembled in a larger space. Meanwhile, Ed hooked up with another round robin group, the Sonoma County Hi-Ballers, which held weekly operating sessions. The group had a number of prominent PCR members, including Steve Skold, Harold Mentzer, and Don Cabral. He has continued his affiliation with the Hi-Ballers ever since.

Ed decided to build a layout using one-half of the one car garage at their home in Ross. Because of Jim's influence, he picked a prototype and era --the local railroad, which was the Northwestern Pacific. Ed got a copy of the two-book series on the NWP by Fred Stindt and joined the NWP Historical Society. Ed liked the idea of steam power but decided he liked the "Black Widow" paint scheme more. He realized that by modeling the 1958 to 1960 timeframe he could include the NWP's named train "The Redwood." Soon Ed and the other members of the round-robin group were busy building "L" girders for Ed's layout and having fun working together. About the time they got to the stage where they could begin operations, Ed and family moved from Ross to Santa Rosa. There was a good-bye operating session just prior to the move. Pieces of the layout were moved to the new house and reassembled in a larger space. Meanwhile, Ed hooked up with another round robin group, the Sonoma County Hi-Ballers, which held weekly operating sessions. The group had a number of prominent PCR members, including Steve Skold, Harold Mentzer, and Don Cabral. He has continued his affiliation with the Hi-Ballers ever since.

*Continued on page 33*

## Looking Back ct'd.

Soon another move to their current house resulted in the demolition of the layout with plans to start over with a new and larger NWP layout. This one had been operating frequently for over a decade until the pandemic came along and will hopefully be back in action soon. This layout has provided Ed with lots of projects and lots of challenges. He has spent several years scratch building and kitbashing numerous structures to recreate scenes on the NWP. These include the riverfront area in Petaluma, including the historic structures on Water Street and the D Street drawbridge. Ed is currently working on the Shamrock Materials facility in Petaluma, a major complex. For much of the historic research, he has tapped into the Sonoma County Library's on-line digital image collection. Ed is looking forward to completing this area so he can start including it in his photos.

Ed has developed techniques for producing realistic photos of model railroad scenes using a smartphone and focus stacking software. He has given several clinics on his methods. Besides his own layout, he has photographed a growing number of PCR layouts as he has refined his techniques.

Another recommendation from Providenza, in the early days of their friendship, was for Ed to join the NMRA. Ed attended his first PCR Convention in 1992, held at the Rancho Tropicana Hotel in Santa Rosa. Ed was excited to see and meet, in person, some of the modelers he had read about in the magazines. Ed began to attend the PCR conventions annually and got to meet, chat with, and talk trains with an ever-expanding circle of model railroad friends.

Ed has served the model railroad community in a number of positions. Steve Skold first got Ed to run for the position of RED Chief Clerk/Paymaster, a job that brought with it a number of important tasks. At the time, it was a tradition in RED that the Chief Clerk would become the next Superintendent, but Ed did not follow that pattern. In 2011, Bill Kaufman asked Ed if he would run for the position of PCR Vice-president. Ed served as VP for four years. During that time, he worked on a number of things, but most important was the issue of our aging membership and ways to bring younger modelers into the NMRA. In 2015 Ed was elected President of PCR, a position he held until 2019. While President he had one big crisis; it appeared the PCR Convention scheduled for the spring of 2019 might not happen. Thankfully Jim Collins, Scott McAllister, and Chip Merriam stepped up to the plate and put on a great convention.

While President, Ed set up the process of using Election Buddy to move our elections to an on-line format. It was considerable work getting the Excel spreadsheet from National and then massaging it down so it worked with the Election Buddy software. It has noticeably increased participation in elections. Ed continues to provide the Election Buddy knowledge and serves as PCR representative for on-line elections. In 2020, the Daylight Division could not come up with a candidate to serve as Division Director. This is an issue the PCR board is struggling with: finding adequate leadership among a dwindling and aging membership. Chris Palermo, PCR President at the time, appointed Ed to serve as Daylight Director until a candidate could be found. Thanks to ZOOM, Ed was able to fully participate in Daylight Meetings without traveling across most of the state. Eventually Walter Mizuno agreed to serve as Director and Ed was relieved of that task. Ed continues to stay in contact with his friends in Daylight via their weekly Tuesday evening ZOOM get-togethers.

Ed has been recognized for his leadership, receiving the RED Member of the Year award in 2008, 2011 and 2021. In 2022 Ed received the prestigious John Allen Award, presented to someone who exhibits the support for model railroad shown by the legendary John Allen. Ed Merrin has been playing a key role in leading the Pacific Coast Region for more than a decade, and he is a fun fellow to be around. If you don't already know Ed, next time you see him at an RED or PCR function go up and introduce yourself. You will be glad you did.





### Bakersfield April 15th Bakersfield Daylight Division Meet

Spring is in the air, and the Spring Daylight Division's Meet, will be held in Bakersfield, Saturday, April 15th. The meet will start with a meet-and-greet breakfast at Tina Marie's Café Banquet Room, which is conveniently located on the ground floor of the Golden Empire Historical and Modeling Society's Clubhouse, at 1534 19th Street (northeast corner of 19th and "Eye" Street), in beautiful downtown Bakersfield. Breakfast will begin at 9:00 AM, and it is an order off the menu-style breakfast.

Immediately following the conclusion of breakfast, Doug Wagner will be presenting a clinic on using JMRI Operations Pro for setting up operations on your layout. Doug has implemented JMRI Operations Pro on his Porterville-Orosi home layout and will discuss how to get your feet wet operating on your layout with switch lists. You do not have to have an actual layout to use Operations Pro, so you can set up operations before you actually begin constructing your layout and operate virtually to test the waters before you begin operating on your layout. Operations Pro is a part of the JMRI Decoder Pro software, which is free to download from their web site.

We have four layouts on tour. Maps will be provided to those in attendance at the conclusion of the in-person meet. At the conclusion of the presentation, those that want to visit the Golden Empire Historical & Modeling Society's large HO and N scale layouts can just use the elevator to go upstairs for the visit. If you have a DCC'ed loco that you may want to run, then bring it along. If you do not have a locomotive, the club has plenty of locos that you use.

The Golden Empire Historical and Modeling Society (GEHAMS) HO layout occupies a 37 X 110 foot room on the third floor of a commercial building in downtown Bakersfield. The layout has over 848 feet (14 scale miles) of mainline track that cross mountains, valleys, river canyons, and hillsides between the large classification yards and engine facilities located at "Bakersfield" and "Mojave". The scenery depicts the landscapes typical of southern California with citrus orchards, oilfields, small towns and industrial facilities such as petroleum refineries and loading racks, packing sheds, lumber yards, cattle pens, warehouses, and manufacturing businesses. There is a one-mile branch line that serves the rich agricultural town of Norman. Operations are point to point over a single-track mainline that has 5 passing sidings and return loops that allow continuous running. The layout is designed to run along two-sided peninsulas so that the trains traverse separate scenes along the way. The railroad has 160 spotting points to serve 44 customers during operating sessions. There is a strong Santa Fe and Southern Pacific influence to the railroad property.



The layout has been under construction since 1997 and was expanded in 2010 to include a large 7-track passenger station with REA Express, US mail and LCL freight station facilities. A passenger yard was also constructed to service trains between runs. In 2013, intermodal and automobile yards were added near "Bakersfield" to operate these high priority trains. Additional improvements and upgrades are ongoing. The layout uses a Digitrax radio command system, supported by 4 NCE 10-amp boosters and home built power supplies. There are many loconet plugs located around the layout to allow both tethered and radio control of trains.

GEHAMS's N scale layout is approximately 18' X 80', in size, and has 17.4 scale miles of mainline track. The current layout has gone through several makeovers, to the current "freelanced" Bakersfield to Mojave, layout that it is today. Mojave, the original staging yard, has over 10 tracks to set up trains on. The northern staging yard was added, in 2005, and has 10 tracks, and this staging yard represents locations to the north of Bakersfield. The layout also has our rendition of the Tehachapi Loop, which was constructed to look similar the real Tehachapi Loop, by using Google Earth measurements, as best that we could get in about 7 feet!

The city of Bakersfield, located at the north end of the layout, has a passenger terminal. Yeah, we know—Bakersfield did not have a passenger terminal—but, heh, its model railroading!

*Continued on page 35*



## Daylight Division, ct'd.



The other large part of the N scale layout, is the Bakersfield classification Yard, complete with turn table and engine servicing facilities. Just east of Bakersfield, is Edison. Railroaders operating in Edison have their job cut out for them, with the numerous packing sheds and other agriculture related industries.

After leaving Edison, the train makes it way, up the mountains, through Bena, Caliente, and Cliff, arriving at the Tehachapi Loop. After the Loop, is the town of Tehachapi, where a branch line operation begins (heh, like I said, it is a model railroading!), that takes you into the town of Kernville, where a local can spend hours sorting cars out at the various industries located there.

If you continue on the mainline, east from Tehachapi, you will pass by the Monolith Cement Plant, and then the double track starts at Cameron, where it will take you into Mojave, where you can either use the return loop, to head back to Bakersfield, or park your train, in the Mojave staging yard. Eastward, from the Mojave staging yard, is the latest addition to the layout, where the Trona Branch is being constructed.

### **The home layouts on tour are the following:**

Al Sandrini's The Scott's Bay and Eastern branch of the Espee runs from Scott's Bay, California, through an agricultural area to mountain logging town. The 1950's railroad is located in a 7x24 foot room, alongside of my garage. The layout is triple decked, with stacked helixes.

Scott's Bay is on the lower shelf of the three levels. An 8' long seawall was cast against the edge of the 2" foam sub road-bed. There are a couple of fishing related businesses above the seawall and a heavily industrial area just beyond. Nearly all turnouts are manually thrown on this level. Across the aisle is the switching/staging yard. Scott's Bay and the staging area are connected by a track which circles behind the helix to complete an oval on the lower level. A cutoff from the track passing in front of the hidden helix, crosses a river and joins the oval to create a reversing loop.

The second level contains two towns, Valencia and Fruta. In Valencia, large orange orchard lies between the helix and side wall of the room. The track from the lower level appears on a right-of-way through the orchard. Valencia has a packing shed, tractor dealership, oil distributor and a lumber/hardware dealer.

Across the aisle is Fruta, a good sized city, as depicted in the backdrop. Fruta has an icing platform, depot, cotton gin, and a slaughterhouse. Another connection behind the helix completes a loop in this section. The mainline then enters the upper helix to then reappear in a mountainous area. The track winds through a pine forest, past a truck to rail log loading area, to later to appear in the logging area. The scratch built sawmill, FSM depot, a door and sash company, a box factory and small loco facility are located here.

The railroad can be operated as loop to loop, as there are reversing sections on the upper and lower decks.

As the three lines cross the doorway, the two lower decks were built on removable sections. I have never removed the middle section, as one only needs to nod as they pass under this section entering the room.

The railroad is 95% completed, only some scenery around the sawmill needs to be completed. Railroad is run on DCC, and several locomotives have sound.



*Continued on page 36*



## Daylight Division, ct'd.

Larry Saslaw's HO scale layout is based on Southern Pacific's

Dunsmuir engine facilities and Shasta Division, circa 1954 (and last day of Southern Pacific operations on Sept 11, 1996). Larry has used plans of the roundhouse, machine shops, Mallet shed, sanding tower and station from MAINLINE MODELER articles of the early 1980s. The layout is built within the third stall of his garage and measures 12 feet x 21 feet.

The concept is based on a climbing out of the Sacramento River from lower Dunsmuir yard, through the engine facilities, up the canyon past Shasta Springs, across Hotlum (Dry Canyon) up to a second level to what could be the summit at Siskyou (Larry has used artistic license to switch lines) up to a helix and down, or reverse loops on top and bottom.


The layout climbs twice around the room, from the helix and Dunsmuir yard and shops located on the center peninsula, around the room twice, back onto the peninsula to the top of the helix. Larry's intent is to portray the scenery and feeling of railroading in the Shasta Route. He uses Digi-trax Radio DCC and has a examples of SP steam, diesels, the Shasta Daylight, and Klamath lumber trains of the 1954 era. He also can switch out all the motive power and rolling stock to portray the last days of the Southern Pacific with the Coast Starlight.

Doug Wagner's 10' x 20' shelf N scale Santa Fe RR layout depicts the Porterville-Orosi District in the year 1955, so you will see plenty of ATSF zebra-stripe locos operating. Doug has all the track installed and the area of Porterville where most of the scenery is in, but still has a long way to go, as this a layout still under construction. Doug has implemented operations using JMRI Operations Pro, to simulate the operations of 1955, as close as he can. Doug is cheating somewhat—the fancy term is proto-freelancing—by having a Doodlebug and a GP-7 Torpedo Tube with a combine baggage/coach, supplying the passenger service on the branch line, even though passenger service ended in 1938 on the Porterville-Orosi District! Operations include local freight trains, the Strathmore Turn and Lindsay Turn, for providing freight service to the towns of Porterville, Strathmore, Lindsay, Exeter and Woodlake. Doug will even have music from 1955 streaming to really get you into the mid-50's mood!

We hope some of you will consider joining us, Saturday, April 15th in Bakersfield, for our Spring Daylight Division Meet, so we can see your smiling faces. Besides, Tina serves a mean biscuits and gravy platter and you can even order a Bloody Mary to go along with it!

If you have any questions, please contact Doug Wagner by email at [carldw@aol.com](mailto:carldw@aol.com), or by home phone at (661) 589-0391, or at his cell phone at (661) 331-6695. Please keep up with the latest information by visiting the Daylight Division's web site at <http://www.pcrnmra.org/daylight/>.





VISIT THE COAST DIVISION YOUTUBE CHANNEL



[LINK](#)



**There are currently twelve recorded videos comprising nearly sixteen hours of model railroading content. Make sure you have plenty of time!!**



## Redwood Empire Division Report

by Paul Weiss



The Redwood Empire Division had our first Meet of the year at Monroe Hall in Santa Rosa in February. We enjoyed a very thoughtful and well put together presentation by author Dick Donat. Dick wrote "Trackside around Southern California 1954-1963 with Dick Donat" by Morning Sun Books (\$60 or so at popular retailers). Terrific! I found myself VERY envious of Dick's railfanning life journey.

This presentation was delivered in the hybrid zoom format so people who couldn't join in could at least be part of it via zoom. The RED staff worked hard to deliver a quality product to remote viewers but we now have learned it will be a tough product to deliver. That's because no amount of planning and hard work on our part could overcome the crappy internet available to us in the Hall. We will put the idea of hybrid zoom calls on hold for now.

As often happens we have a renewed call for volunteers and need a Program Director to fill a vacancy on the staff here, to help us find speakers or presenters approximately 3x per year and support our summer event which takes the form of a picnic. We have fun throwing these events, and maybe we can revisit a new way to get the hybrid zoom meets back some fine day. So please raise your hand, we won't ask much!

Otherwise, we all look forward to the Convention which will be upon us fast. Elsewhere in these pages its well documented that it's jointly being held by your PCR and the Feather River Rail Society. Browsing the list of offerings, I'm taken with the Siemens Factory Tour which sounds cool. We hope this Convention is on your list, and don't dawdle.

Some rain, wind, and cold has encouraged us to stay inside, as if we needed any encouragement. Our Central Vermont layout in Novato is advancing in leaps and bounds... Our friend and longtime RED volunteer Ed Merrin has been photographing some of layouts in the Division, and the RED Facebook page has featured Ed's work recently. As to his work on our layout we have these pics available at [www.cvrailroad.com](http://www.cvrailroad.com), look for the "picture gallery". Thanks Ed! Have fun!

Paul Weiss

RED Superintendent



Canadian National FA-2 locomotive 9454 is running with just one other locomotive northward at CV mileage 13.2. It has cleared the short tunnel at Norwich, Conn and is about to cross the bridge at Indian Leap. It's May 28, 1956 on our HO scale CVinNCA layout. *Ed Merrin photo.*





# Sierra Division Report



by Chip Meriam

The Sierra Division February meet followed a long-standing tradition of enjoying a morning operating session on the HO, Standard Gauge, Sierra Central Railroad layout of the Sacramento Model Railroad Historical Society (SMRHS). SMRHS has been hosting this event for at least the past eight years, with the exception of the **COVID PERIOD**.



As usual, orientation began around 9:00– 9:30 AM with the live operating session running until about 11:30. For two hours, manifest freight trains, peddlers, locals, and thru passenger trains occupied the various routes depicting the line between Oakland and Sacramento, and Oakland and Keddie-Quincy-Reno. It was a busy morning with the operators working up a healthy appetite. But not to worry, the good fellows at SMRHS came through with their grilled cheeseburgers, chips, and sodas after the last run of the day. Our grateful thanks to SMRHS for a fine event.



Sierra Division Superintendent, Dave Putnam (L) presents SMRHS President, Mike Roque, with a certificate of appreciation. (Note Table Mountain in the background.)



Peddler freight ,with WP Geep 731 on the point, snakes past the Marysville Cemetery (visible at the left edge of the photo).



Silverstreak Bayless (L) and Etan Doty in close quarters near Oroville.



Brandon Salas at 12th Street Yard - Sacramento



Dispatcher for the day, Brian Witt, at the CTC board. (we **THINK** he's awake.)



Ethan Doty parked the Shasta Daylight at the Oakland Mole after completing his fourth (and final) run of the day.

Continued on page 40



## Sierra Division, ct'd.

Dave Putnam was able to arrange a special, admission-free day at the California State Railroad Museum. This one-day perk was available to all Pacific Coast Region members, so several Coast Division people came in from the Bay Area by train. In all, we had 58 PCR members visit. We all had the afternoon to roam about the museum and take in the impressive interpretive exhibits.



SP Cab-forward Mallet as seen from "up above".

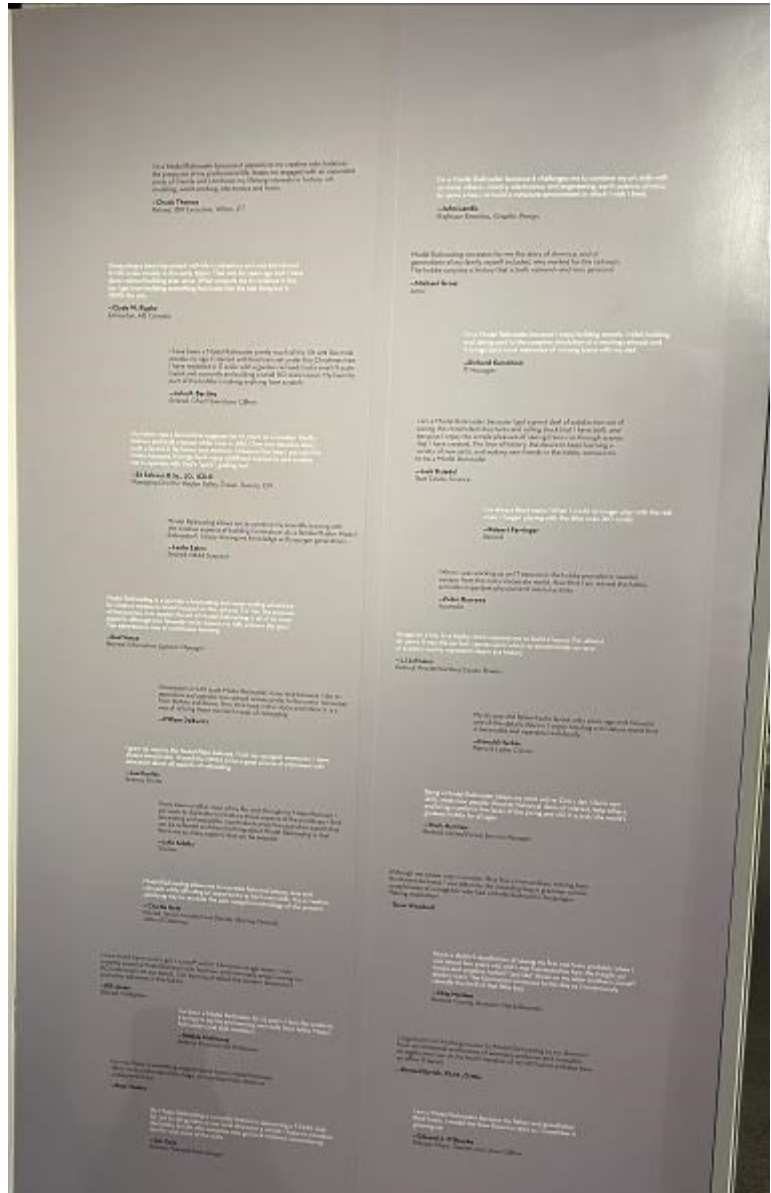
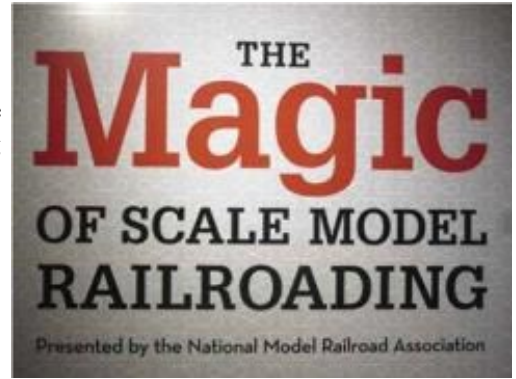


Fruit Growers Express in the "Days of Ice."

*Continued on page 41*

## Sierra Division, ct'd.

The main feature of our visit to the museum was the newly opened Magic of Scale Model Railroading exhibit. For many of us, this was our first view of this amazing display, which is sponsored by the National Model Railroad Association.














The driving force behind the NMRA exhibit was Charlie Getz, past NMRA President and member of the Pacific Coast Region. At the outset, Charlie put out a plea to the membership asking for short explanations of how model railroading became their chosen hobby. The responses are posted on a large wall plaque near the entrance to the exhibit (above).














# Time Table

# Calendar

	<p><b>March 30 – April 1, 2023 <a href="#">Sn1 Symposium</a></b>, Silverland Inn &amp; Suites, 100 North E. Street, Virginia City, NV • <a href="#">MAP</a> Info: <a href="mailto:2023Sn1Symposium@gmail.com">2023Sn1Symposium@gmail.com</a></p>
	<p><b>March 31, 2023 - 8:00 pm to 10:00 pm, Monthly Model Train Show</b>, <a href="#">Walnut Creek Model Railroad Society</a>, in Larkley Park, 2751 Buena Vista Ave, Walnut Creek, CA. • <a href="#">MAP</a></p> <p>The Walnut Creek Model Railroad Society (WCMRS) operates the Diablo Valley Lines (DWL) model railroad, one of the most mountainous and one of the largest exclusively HO scale model railroads in the United States. This model railroad features standard gauge, narrow gauge, and interurban (overhead electric) freight and trolley lines.</p> <p>Fares:</p> <ul style="list-style-type: none"> <li>• \$5.00 Adults</li> <li>• \$3.00 Seniors &amp; Children (5-12 yrs)</li> <li>• Children under 5: FREE</li> </ul> <p>For information call: (925) 937-1988 Visit our website: <a href="http://www.dvlines.org">www.dvlines.org</a> Like us on Facebook: <a href="https://www.facebook.com/wcmrs">www.facebook.com/wcmrs</a></p>
	<p><b>April 1 &amp; 2, 2023 - Saturday: 10:00 am to 5:00 pm; Sunday: 10:00 am to 4:00 pm, Spring Open House &amp; Train Show</b>, <a href="#">South Bay Historical Railroad Society, Inc.</a>, Santa Clara <a href="#">Caltrain</a> Station, 1005 Railroad Ave, Santa Clara, CA. (408) 243-3969. • <a href="#">MAP</a></p> <ul style="list-style-type: none"> <li>• Admission: \$5 all persons 16 and over. Children Free.</li> </ul> <p><a href="#">Click here for advance ticket sales</a></p> <ul style="list-style-type: none"> <li>• Two museum-quality model railroad displays, running multiple trains (HO- and N-scale)</li> <li>• Enjoy our museum of real railroad artifacts.</li> <li>• The historic Santa Clara Tower is a great place to spot a real train whiz by.</li> <li>• Come view the 1912 Pullman business car and imagine 1st class travel back in the day!</li> <li>• Check out our used items for sale at the Company Store.</li> <li>• Live Blue Grass music by Northern California Bluegrass Society on Saturday from 12:00 - 3:00 pm.</li> <li>• Come on by and talk railroading with fellow railfans and SBHRS members.</li> <li>• Come see one of the best railroad libraries in Northern California.</li> <li>• All-Day Lunch Counter.</li> </ul>
	<p><b>April 1 &amp; 2, 2023 - 11:00 am to 5:00 pm, 75th Anniversary Open House</b> <a href="#">Highland Park Society of Model Railroad Engineers, Inc.</a>, 954 E. Broadway, San Gabriel, CA. • <a href="#">MAP</a></p> <p>The Highland Park Society of Model Railroad Engineers, Inc. operates one of the better known, large, HO-scale model railroad layouts in the Greater Los Angeles area. Over 75 years in the making, the club has installed a dual operating system (DC and DCC) to bring the latest in digital technology to the club's layout.</p> <p>See mainline trains up close and personal running on 3,500 feet of track! Fully operational CTC dispatching center! Passenger trains! Local trains! Yard operations! Featured in Model Railroader and Railroad Modeler magazines! Realistic lighting effects for daylight, dusk, nighttime, and dawn! You have to see it to believe it.</p> <p>FREE! Food, drinks and souvenirs available. COME ON DOWN!</p>
	<p><b>April 15, 2023 - 9:00 am, Spring Meet</b></p> <p style="text-align: right;">Tina's Downtown Cafe Bakersfield, California</p> <p>See the <a href="#">Daylight Division website</a> for the full agenda when it becomes available. More coming soon!</p>
	<p><b>April 15, 2023 - 10:00 am to 4:00 pm, Spring Open House</b>, <a href="#">San Leandro Historical Railway Society</a>, 1302 Orchard Ave (in Thrasher Park), San Leandro, CA. <a href="#">MAP</a></p> <ul style="list-style-type: none"> <li>• 4,000+ feet of indoor HO scale track modeling the Overland Route from San Leandro, CA to Sparks, NV</li> <li>• G&amp;O Garden Railway with interactive Children's Display</li> <li>• Fun for the whole family!</li> <li>• Admission is Free. Donations are always welcome!</li> </ul> <p>For more info: Email <a href="mailto:info@slhrs.org">info@slhrs.org</a></p>
	<p><b>April 16, 2023 - 10:00 am to 4:00 pm, Spring Model Train Swap Meet &amp; Open House</b>, <a href="#">Black Diamond Lines Model Railroad Club</a>, 425 Fulton Shipyard Rd, Antioch, CA. <a href="#">MAP</a></p>
	<p><b>April 22 – 23, 2023 - 10:00 am to 4:00 pm, Model Railroad Open House</b>, <a href="#">California Model Railroad Society</a>, 645 Loring Ave (across from C&amp;H Sugar), Crockett, CA. • <a href="#">MAP</a></p> <p>Come visit this HO scale tri-level 36' x 66' model railroad depicting the Southern Pacific/Union Pacific railroad as it traverses California from Oakland, California through the picturesque East Bay before climbing through the dramatic scenery of the Sierra Nevada mountains to Sparks, Nevada. Our walk-around model railroad allows you to closely follow a train as it traverses the railroad from Oakland to Sparks.</p> <p>Admission: \$5.00, children under 16 free when accompanied by an adult. Info: <a href="mailto:president@cmrainsub.org">president@cmrainsub.org</a> or <a href="mailto:secretary@cmrainsub.org">secretary@cmrainsub.org</a></p>
	<p><b>April 22, 2023 - <a href="#">West Side Reunion</a></b> presents the 34th Annual Logging &amp; Mining Modeler's Convention at the Sonora Senior Center, 540 Greenley Road, Sonora, CA. (<a href="#">MAP</a>)</p> <p>Join us for the all-day event, including clinics, contests, and dealer sales area. See the website for details on vendor tables. Admission is \$25.00 in advance or \$35.00 at the door (this year your spouse is included). Dealer tables are available for \$20.00 for the first table, which includes one pass. Each additional 6' table is \$10.00. Each additional person at your table(s) is \$20.00 for their pass. Please reserve your tables early.</p> <p><a href="#">See the website for new information!</a></p> <p>Contact: Frank Markowich, E-mail: <a href="mailto:frank@frankmarkowich.com">frank@frankmarkowich.com</a>, Phone: (408) 595-2727.</p>
	<p><b>April 23, 2023 - 8:30 am, Sierra Seminar</b>, Sonora Senior Center, 540 Greenley Road, Sonora, CA. (<a href="#">MAP</a>)</p> <ul style="list-style-type: none"> <li>• Presentations on the history and modeling of the Sierra and other Tuolumne County railroads</li> <li>• Free tables for related displays and for sale items</li> <li>• Warm fellowship, free coffee, water, donuts and interesting discussions</li> <li>• Pizza lunch included for \$15 in advance or \$20 at the door</li> <li>• Plus much more.</li> </ul> <p>Contact Glenn Sutherland at <a href="mailto:glennsutherland@sil.net">glennsutherland@sil.net</a> for more information.</p>
	<p><b>April 26 – 30, 2023 - <a href="#">Rails by the River 2023</a></b>, Joint Pacific Coast Region/Father River Rail Society 2023 Convention, Courtyard by Marriott Sacramento Cal Expo, 1782 Tribute Rd, Sacramento, CA 95815 • <a href="#">MAP</a></p>

Continued on page 43











# Time Table, ct'd.

	<p><b>April 28, 2023 - 8:00 pm to 10:00 pm, Monthly Model Train Show, <a href="#">Walnut Creek Model Railroad Society</a>, in Larkley Park, 2751 Buena Vista Ave, Walnut Creek, CA. • <a href="#">MAP</a></b></p> <p>The Walnut Creek Model Railroad Society (WCMRS) operates the Diablo Valley Lines (DVL) model railroad, one of the most mountainous and one of the largest exclusively HO scale model railroads in the United States. This model railroad features standard gauge, narrow gauge, and interurban (overhead electric) freight and trolley lines.</p> <p>Fares:          • \$5.00 Adults          • \$3.00 Seniors &amp; Children (5-12 yrs)          • Children under 6: FREE</p> <p>For information call: (925) 937-1888          Visit our website: <a href="#">wcmrs.org</a>          Like us on Facebook: <a href="#">www.facebook.com/wcmrs</a></p>
	<p><b>May 7, 2023 - 9:30 am, <a href="#">Coast Division</a> Meet &amp; Auction, Mastick Senior Center, 1155 Santa Clara Avenue, Alameda, CA 94501. <a href="#">MAP</a></b></p> <p>Pre-event auction items check in starts at 9:30 am.          Event starts at 10:00 am.</p> <p>We will start with morning clinics and have the auction starting about noon.</p> <p>Must be NMRA member to buy or sell at the auction.</p> <p><b>Bring your NMRA membership card!</b></p>
	<p><b>May 20 &amp; 21, 2023 - 11:00 am to 6:00 pm, Weekend Model Train Show, <a href="#">Walnut Creek Model Railroad Society</a>, in Larkley Park, 2751 Buena Vista Ave, Walnut Creek, CA. • <a href="#">MAP</a></b></p> <p>The Walnut Creek Model Railroad Society (WCMRS) operates the Diablo Valley Lines (DVL) model railroad, one of the most mountainous and one of the largest exclusively HO scale model railroads in the United States. This model railroad features standard gauge, narrow gauge, and interurban (overhead electric) freight and trolley lines.</p> <p>Fares:          • \$5.00 Adults          • \$3.00 Seniors &amp; Children (5-12 yrs)          • Children under 6: FREE</p> <p>For information call: (925) 937-1888          Visit our website: <a href="#">wcmrs.org</a>          Like us on Facebook: <a href="#">www.facebook.com/wcmrs</a></p>
	<p><b>May 20, 2023 - 11:00 am, <a href="#">Redwood Empire Division</a> Spring Hybrid Meet, via Zoom and at Monroe Hall, 1403 West College Ave, Santa Rosa, CA. <a href="#">(Map)</a> Doors open at 10:30 am. Both Zoom and in-person meetings start at 11:00 am. Zoom meeting information will be sent out by RED before the meeting.</b></p> <p>The meeting will start with the usual NMRA/PCR/RED announcements, followed by <b>Show and Tell</b> for members to share their model railroading projects, equipment, photos, travel, etc. A <b>\$50 cash award</b> will be presented to a Show and Tell participant during the Door Prize and Raffle part of the meeting.</p> <p>During the Door Prize and Raffle part of the meeting, attendees can choose from various model railroading items. One lucky person will receive a <b>\$100 cash door prize</b>. A <b>\$75 cash award</b> will be given to a lucky ticket holder.</p> <p>Mary Moore Campaigns will provide her wonderful selection of goodies for sale for anyone interested in purchasing lunch or treats. Lunch will be available around 12:30 pm.</p> <p>We have one confirmed presentation with additional presenters expected.</p>
	<p><b>May 26, 2023 - 8:00 pm to 10:00 pm, Monthly Model Train Show, <a href="#">Walnut Creek Model Railroad Society</a>, in Larkley Park, 2751 Buena Vista Ave, Walnut Creek, CA. • <a href="#">MAP</a></b></p> <p>The Walnut Creek Model Railroad Society (WCMRS) operates the Diablo Valley Lines (DVL) model railroad, one of the most mountainous and one of the largest exclusively HO scale model railroads in the United States. This model railroad features standard gauge, narrow gauge, and interurban (overhead electric) freight and trolley lines.</p> <p>Fares:          • \$5.00 Adults          • \$3.00 Seniors &amp; Children (5-12 yrs)          • Children under 6: FREE</p> <p>For information call: (925) 937-1888          Visit our website: <a href="#">wcmrs.org</a>          Like us on Facebook: <a href="#">www.facebook.com/wcmrs</a></p>
	<p><b>June 7 - 11, 2023 - Pacific Southwest Region's <a href="#">Grand Canyon Special 2023 Convention</a>, High Country Conference Center, 201 West Butler Avenue, Flagstaff, AZ. <a href="#">MAP</a></b></p> <p>The highlight of the convention will be the chartered steam train ride to and from the Grand Canyon on Saturday, June 10th.</p>
	<p><b>June 24 - 25, 2023 - 10:00 am to 4:00 pm, Model Railroad Open House, <a href="#">Crestain Model Railroad Society</a>, 645 Loring Ave (across from C&amp;H Sugar), Crockett, CA. • <a href="#">MAP</a></b></p> <p>Come visit this HO scale tri-level 36' x 60' model railroad depicting the Southern Pacific/Union Pacific railroad as it traverses California from Oakland, California through the picturesque East Bay before climbing through the dramatic scenery of the Sierra Nevada mountains to Sparks, Nevada. Our walk-around model railroad allows you to closely follow a train as it traverses the railroad from Oakland to Sparks.</p> <p>Admission: \$5.00, children under 16 free when accompanied by an adult.          Info: <a href="mailto:president@crestainclub.org">president@crestainclub.org</a> or <a href="mailto:secretary@crestainclub.org">secretary@crestainclub.org</a></p>
	<p><b>June 30, 2023 - 8:00 pm to 10:00 pm, Monthly Model Train Show, <a href="#">Walnut Creek Model Railroad Society</a>, in Larkley Park, 2751 Buena Vista Ave, Walnut Creek, CA. • <a href="#">MAP</a></b></p> <p>The Walnut Creek Model Railroad Society (WCMRS) operates the Diablo Valley Lines (DVL) model railroad, one of the most mountainous and one of the largest exclusively HO scale model railroads in the United States. This model railroad features standard gauge, narrow gauge, and interurban (overhead electric) freight and trolley lines.</p> <p>Fares:          • \$5.00 Adults          • \$3.00 Seniors &amp; Children (5-12 yrs)          • Children under 6: FREE</p> <p>For information call: (925) 937-1888          Visit our website: <a href="#">wcmrs.org</a>          Like us on Facebook: <a href="#">www.facebook.com/wcmrs</a></p>
	<p><b>July 28, 2023 - 8:00 pm to 10:00 pm, Monthly Model Train Show, <a href="#">Walnut Creek Model Railroad Society</a>, in Larkley Park, 2751 Buena Vista Ave, Walnut Creek, CA. • <a href="#">MAP</a></b></p> <p>The Walnut Creek Model Railroad Society (WCMRS) operates the Diablo Valley Lines (DVL) model railroad, one of the most mountainous and one of the largest exclusively HO scale model railroads in the United States. This model railroad features standard gauge, narrow gauge, and interurban (overhead electric) freight and trolley lines.</p> <p>Fares:          • \$5.00 Adults          • \$3.00 Seniors &amp; Children (5-12 yrs)          • Children under 6: FREE</p> <p>For information call: (925) 937-1888          Visit our website: <a href="#">wcmrs.org</a>          Like us on Facebook: <a href="#">www.facebook.com/wcmrs</a></p>

Continued on page 44










# Time Table, ct'd.

	<p><b>August 20 – 26, 2023 - Texas Express 2023</b>, NIMRA National Convention, Hosted by <a href="#">Lane Star Region</a>, Convention Hotel, Gaylord Texan, 1501 Gaylord Trail, Grapevine, Texas, USA • <a href="#">MAP</a></p>
	<p><b>August 25, 2023</b> • 8:00 pm to 10:00 pm, Monthly Model Train Show, <a href="#">Walnut Creek Model Railroad Society</a>, in Larkey Park, 2751 Buena Vista Ave, Walnut Creek, CA. • <a href="#">MAP</a></p> <p>The Walnut Creek Model Railroad Society (WCMS) operates the Diablo Valley Lines (DVL) model railroad, one of the most mountainous and one of the largest exclusively HO scale model railroads in the United States. This model railroad features standard gauge, narrow gauge, and interurban (overhead electric) freight and trolley lines.</p> <p>Fares:</p> <ul style="list-style-type: none"> <li>• \$5.00 Adults</li> <li>• \$3.00 Seniors &amp; Children (5-12 yrs)</li> <li>• Children under 6: FREE</li> </ul> <p>For information call: (925) 937-1888          Visit our website: <a href="#">wcms.org</a>          Like us on Facebook: <a href="#">www.facebook.com/wcms</a></p>
	<p><b>August 26 – 27, 2023</b> - 10:00 am to 4:00 pm, Model Railroad Open House, <a href="#">Carpenter Model Railroad Society</a>, 645 Loring Ave (across from C&amp;H Sugar), Crockett, CA. • <a href="#">MAP</a></p> <p>Come visit this HO scale tri-level 36' x 60' model railroad depicting the Southern Pacific/Union Pacific railroad as it traverses California from Oakland, California through the picturesque East Bay before climbing through the dramatic scenery of the Sierra Nevada mountains to Sparks, Nevada. Our walk-around model railroad allows you to closely follow a train as it traverses the railroad from Oakland to Sparks.</p> <p>Admission: \$5.00; children under 16 free when accompanied by an adult          Info: <a href="#">president@cmrainsclub.org</a> or <a href="#">secretary@cmrainsclub.org</a></p>
	<p><b>September 10, 2023</b> - 10:00 am to 4:00 pm, Model Railroad Open House, <a href="#">Carpenter Model Railroad Society</a>, 645 Loring Ave (across from C&amp;H Sugar), Crockett, CA. • <a href="#">MAP</a></p> <p>Come visit this HO scale tri-level 36' x 60' model railroad depicting the Southern Pacific/Union Pacific railroad as it traverses California from Oakland, California through the picturesque East Bay before climbing through the dramatic scenery of the Sierra Nevada mountains to Sparks, Nevada. Our walk-around model railroad allows you to closely follow a train as it traverses the railroad from Oakland to Sparks.</p> <p>Admission: \$5.00; children under 16 free when accompanied by an adult          Info: <a href="#">president@cmrainsclub.org</a> or <a href="#">secretary@cmrainsclub.org</a></p>
	<p><b>September 16 &amp; 17, 2023</b> - 11:00 am to 6:00 pm, Weekend Model Train Show, <a href="#">Walnut Creek Model Railroad Society</a>, in Larkey Park, 2751 Buena Vista Ave, Walnut Creek, CA. • <a href="#">MAP</a></p> <p>The Walnut Creek Model Railroad Society (WCMS) operates the Diablo Valley Lines (DVL) model railroad, one of the most mountainous and one of the largest exclusively HO scale model railroads in the United States. This model railroad features standard gauge, narrow gauge, and interurban (overhead electric) freight and trolley lines.</p> <p>Fares:</p> <ul style="list-style-type: none"> <li>• \$5.00 Adults</li> <li>• \$3.00 Seniors &amp; Children (5-12 yrs)</li> <li>• Children under 6: FREE</li> </ul> <p>For information call: (925) 937-1888          Visit our website: <a href="#">wcms.org</a>          Like us on Facebook: <a href="#">www.facebook.com/wcms</a></p>
	<p><b>September 29, 2023</b> • 8:00 pm to 10:00 pm, Monthly Model Train Show, <a href="#">Walnut Creek Model Railroad Society</a>, in Larkey Park, 2751 Buena Vista Ave, Walnut Creek, CA. • <a href="#">MAP</a></p> <p>The Walnut Creek Model Railroad Society (WCMS) operates the Diablo Valley Lines (DVL) model railroad, one of the most mountainous and one of the largest exclusively HO scale model railroads in the United States. This model railroad features standard gauge, narrow gauge, and interurban (overhead electric) freight and trolley lines.</p> <p>Fares:</p> <ul style="list-style-type: none"> <li>• \$5.00 Adults</li> <li>• \$3.00 Seniors &amp; Children (5-12 yrs)</li> <li>• Children under 6: FREE</li> </ul> <p>For information call: (925) 937-1888          Visit our website: <a href="#">wcms.org</a>          Like us on Facebook: <a href="#">www.facebook.com/wcms</a></p>
	<p><b>October 6 – 8, 2023 - Central Coast Railroad Festival</b>, San Luis Obispo and Northern Santa Barbara Counties, CA. Hosted by <a href="#">San Luis Obispo Railroad Museum</a>, 1940 Santa Barbara Avenue, San Luis Obispo, CA. • <a href="#">MAP</a></p>
	<p><b>October 14 – 15, 2023</b> - 10:00 am to 4:00 pm, Model Railroad Open House, <a href="#">Carpenter Model Railroad Society</a>, 645 Loring Ave (across from C&amp;H Sugar), Crockett, CA. • <a href="#">MAP</a></p> <p>Come visit this HO scale tri-level 36' x 60' model railroad depicting the Southern Pacific/Union Pacific railroad as it traverses California from Oakland, California through the picturesque East Bay before climbing through the dramatic scenery of the Sierra Nevada mountains to Sparks, Nevada. Our walk-around model railroad allows you to closely follow a train as it traverses the railroad from Oakland to Sparks.</p> <p>Admission: \$5.00; children under 16 free when accompanied by an adult          Info: <a href="#">president@cmrainsclub.org</a> or <a href="#">secretary@cmrainsclub.org</a></p>
	<p><b>October 25 – 28, 2023 - SP&amp;TS Bakersfield 2023 Convention</b>, Southern Pacific Historical &amp; Technical Society, DoubleTree by Hilton Hotel Bakersfield, 3100 Camino Del Rio Court, Bakersfield, CA • <a href="#">MAP</a></p>
	<p><b>October 27, 2023</b> • 8:00 pm to 10:00 pm, Monthly Model Train Show, <a href="#">Walnut Creek Model Railroad Society</a>, in Larkey Park, 2751 Buena Vista Ave, Walnut Creek, CA. • <a href="#">MAP</a></p> <p>The Walnut Creek Model Railroad Society (WCMS) operates the Diablo Valley Lines (DVL) model railroad, one of the most mountainous and one of the largest exclusively HO scale model railroads in the United States. This model railroad features standard gauge, narrow gauge, and interurban (overhead electric) freight and trolley lines.</p> <p>Fares:</p> <ul style="list-style-type: none"> <li>• \$5.00 Adults</li> <li>• \$3.00 Seniors &amp; Children (5-12 yrs)</li> <li>• Children under 6: FREE</li> </ul> <p>For information call: (925) 937-1888          Visit our website: <a href="#">wcms.org</a>          Like us on Facebook: <a href="#">www.facebook.com/wcms</a></p>

**NOVEMBER IS NATIONAL MODEL RAILROAD MONTH!**

*Continued on page 45*

# Time Table, ct'd.

	<p><b>November 17 – 19, 2023</b> - Friday: 8:00 pm to 10:00 pm, Saturday &amp; Sunday: 11:00 am to 6:00 pm. Holiday Show. <a href="#">Walnut Creek Model Railroad Society</a>, in Larkley Park, 2751 Buena Vista Ave, Walnut Creek, CA. • <a href="#">MAP</a></p> <p>The Walnut Creek Model Railroad Society (WCMRS) operates the Diablo Valley Lines (DVL) model railroad, one of the most mountainous and one of the largest exclusively HO scale model railroads in the United States. This model railroad features standard gauge, narrow gauge, and interurban (overhead electric) freight and trolley lines.</p> <p>Fares:</p> <ul style="list-style-type: none"> <li>• \$5.00 Adults</li> <li>• \$3.00 Seniors &amp; Children (5-12 yrs)</li> <li>• Children under 6: FREE</li> </ul> <p>For information call: (925) 937-1888          Visit our website: <a href="#">wcmrs.org</a>          Like us on Facebook: <a href="#">www.facebook.com/wcmrs</a></p>
	<p><b>November 24 – 26, 2023</b> - Friday: 2:00 pm to 10:00 pm, Saturday &amp; Sunday: 11:00 am to 6:00 pm. Holiday Show. <a href="#">Walnut Creek Model Railroad Society</a>, in Larkley Park, 2751 Buena Vista Ave, Walnut Creek, CA. • <a href="#">MAP</a></p> <p>The Walnut Creek Model Railroad Society (WCMRS) operates the Diablo Valley Lines (DVL) model railroad, one of the most mountainous and one of the largest exclusively HO scale model railroads in the United States. This model railroad features standard gauge, narrow gauge, and interurban (overhead electric) freight and trolley lines.</p> <p>Fares:</p> <ul style="list-style-type: none"> <li>• \$5.00 Adults</li> <li>• \$3.00 Seniors &amp; Children (5-12 yrs)</li> <li>• Children under 6: FREE</li> </ul> <p>For information call: (925) 937-1888          Visit our website: <a href="#">wcmrs.org</a>          Like us on Facebook: <a href="#">www.facebook.com/wcmrs</a></p>
	<p><b>December 9 – 10, 2023</b> - 10:00 am to 4:00 pm. Model Railroad Open House. <a href="#">Cascadia Model Railroad Society</a>, 645 Loring Ave (across from C&amp;H Sugar), Crockett, CA. • <a href="#">MAP</a></p> <p>Come visit this HO scale tri-level 3E x 60' model railroad depicting the Southern Pacific/Union Pacific railroad as it traverses California from Oakland, California through the picturesque East Bay before climbing through the dramatic scenery of the Sierra Nevada mountains to Sparks, Nevada. Our walk-around model railroad allows you to closely follow a train as it traverses the railroad from Oakland to Sparks.</p> <p>Admission: \$5.00; children under 16 free when accompanied by an adult          Info: <a href="#">general@cmrtrainclub.org</a> or <a href="#">secretary@cmrtrainclub.org</a></p>
	<p><b>December 25, 2023</b> - <b>MERRY CHRISTMAS</b></p>
	<p><b>December 29, 2023</b> - 8:00 pm to 10:00 pm. Monthly Model Train Show. <a href="#">Walnut Creek Model Railroad Society</a>, in Larkley Park, 2751 Buena Vista Ave, Walnut Creek, CA. • <a href="#">MAP</a></p> <p>The Walnut Creek Model Railroad Society (WCMRS) operates the Diablo Valley Lines (DVL) model railroad, one of the most mountainous and one of the largest exclusively HO scale model railroads in the United States. This model railroad features standard gauge, narrow gauge, and interurban (overhead electric) freight and trolley lines.</p> <p>Fares:</p> <ul style="list-style-type: none"> <li>• \$5.00 Adults</li> <li>• \$3.00 Seniors &amp; Children (5-12 yrs)</li> <li>• Children under 6: FREE</li> </ul> <p>For information call: (925) 937-1888          Visit our website: <a href="#">wcmrs.org</a>          Like us on Facebook: <a href="#">www.facebook.com/wcmrs</a></p>
 	<p><b>February 2 – 4, 2024</b> - <a href="#">San Francisco Bay Area Layout Design &amp; Operations Workshop 2023</a>. Sponsored by <a href="#">Pacific Coast Region-NMRA</a> and <a href="#">Layout Design SIG</a></p> <p style="text-align: center;">Location to be announced</p> <p>The Bay Area Layout Design and Operations meet is a model railroading event for modelers interested in model railroad design, model railroad operations, railroad and local history, or any related topic.</p> <p>The event is a mix of clinics and talks, in-person events, and tours of model railroads in the San Francisco Bay Area. We also invite attendees to participate in operating sessions on local model railroads, and especially invite folks who haven't done operations before to join in. If you'd like feedback or advice on model railroad design, you can sign up for a layout design consulting session where you can brainstorm or seek advice from other modelers about your future layout design.</p> <p>The meet is open to ALL, regardless of affiliation or membership. NMRA, PCR, LDSIG, OPSIG membership is NOT required!</p> <p><a href="#">Website for the January 30-31, 2021 SIG Meet</a></p> <p>TSG Multimedia's video of <a href="#">Bay Area Meet 2019</a>.</p> <p>TSG video report of <a href="#">Live Crew Lounge Panel Discussion at 2020's meet</a> (Starts at 0:40)</p>



**April 26 - April 30, 2023**  
 Courtyard by Marriott  
 1782 Tribute Road  
 Sacramento, CA

*Continued on page 46*



**August 22 - 25, 2023**  
Gaylord Texan Hotel  
1501 Gaylord Trail  
Grapevine, TX

**2024 NMRA  
NATIONAL CONVENTION**

**SURFLINER**  
LONG BEACH, CA  
2024

**AUGUST 4 - 11**  
**LONG BEACH, CA**

**WWW.SURFLINER2024.ORG**

**GET ON BOARD TODAY!**

**Pacific Southwest Region  
NMRA**

**August 4 - 11, 2024**  
The Westin Long Beach  
333 E. Ocean Blvd.  
Long Beach, CA





## Monthly Activities

**First Thursday** - 10:00 AM / Siskiyou Model RR Club. / Currently meeting at member's homes. Info: Tom Brass, (530) 842-4921,

**First Saturday** 10:00 AM / San Leandro Historical Railway Society (HO, O, G), Monthly meeting / 1302 Orchard Ave, San Leandro, CA / Eugene 510-963-2985 / Info: info@slhrs.org.

**First Saturday** 11:00 am to 12:00 PM / Golden State Model Railroad Museum / East Bay Model Engineers Society (O, HO, N, Narrow Gauge, Traction) / Point Richmond, CA / Club Phone 510-234-4884 or info@gsmrm.org. Free coffee and doughnuts.

**First Saturday** 12:30 PM / European Train Enthusiasts (ETE) Sacramento Chapter (HO, HOM, N) 3600 J Street, Sacramento, CA. (entrance from 36th Street near East Sacramento YMCA). Social and H0 layout running 12:30 to 2:00 PM, then program/show and tell, followed by 2:30 PM business meeting. / Contact: Dusan Petras (650) 300-9504 or Jim Fischer (916) 965-7117, e-mail: dusanpetras@aol.com / See the website for additional information: www.ete.org.

**Second Tuesday** 7:30 PM / Empire Builders Model Railroad Club (HO) 3318 School St, Oakland, CA / e-mail: president@ebmrc.org

**Second Wednesday** 7:30 PM / Golden Empire Historical and Modeling Society (HO&N) Bakersfield, CA / Doug Wagner, e-mail: carldw@aol.com or 661-589-0391 / Club phone: 661-325-5820

**Second Saturday** 10:00 AM / Tehachapi Loop RR Club / Tehachapi, CA / Tom O'Brien, e-mail: threerail@earthlink.net 661-822-1546

**Second (and Fourth) Saturday** 10:00 AM to 3:00 PM (and every Wednesday 10:00 AM to 12:00 PM) • Admission: Free / Bay Area N-Trak Model Railroad Club (N) Wells Fargo Express Room, Southern Pacific Railroad Depot, 900 Loring Ave., Crockett, CA • Map / Donations are welcome. / Contact: Jim Gray, send text to 925-260-5804 or e-mail to gray-marks@hotmail.com

**Second Saturday** 1PM-4PM / West Bay Model Railroad Association, Open House, We run trains run for our visitors, 1090 Merrill Street, Menlo Park, CA / e-mail westbaylines.com

**Second Saturday** 1:00 to 5:00 PM / European Train Enthusiasts (ETE) San Francisco Bay Area Chapter (HO) Location varies / Contact: Brian Hitchcock, brianhitchcockdba@gmail.com / See the website for additional information: www.ete.org.

**Second Saturday** 1:30 PM / Carquinez Toy Train Operating Museum Business Meeting, 645 Loring Ave (Across from C&H Sugar), Crockett, CA. MAP

**Second Saturday** 3:00 - 6:00 PM / California Central Club (HO & HOn3) / Old Agnew Station, 4185 Bassett St, Santa Clara, CA / Subject to change, contacting us in advance of your visit is highly recommended at: ccmrc1961@gmail.com

**Second & Fourth Weekends** / Swanton Pacific Railroad Society (19") Santa Cruz County, CA / Ed Carnegie, e-mail: ecarnegi@calpoly.edu or 805-756-2378

**Mid-Month Weekends** / Bitter Creek Western RR (Live Steam) Arroyo Grande, CA / Dan Andrews, e-mail: danandrews@charter.net or 805-481-0419

**Third Monday** 7:00 PM / San Luis Obispo Model Railroad Association (all) Oceano Depot, CA / Dennis Pearson, e-mail: info@sломra.org or 805-929-3062

**Third Tuesday** 7:00 PM / Visalia Electric Model Railroad & Historical Society / Meets at Ryan's Place Restaurant, 3103 South Mooney Blvd, Visalia, CA / Cecil Eppler, e-mail: cecil\_eppler@sbcglobal.net

**Third Wednesday** 8:00 PM / West Bay Model Railroad Association, Monthly Business Meeting, 1090 Merrill Street, Menlo Park, CA / e-mail westbaylines@gmail.com

**Third Friday** 7:00 - 11:00 PM / Black Diamond Lines Model Railroad Club Operating session (HO) / Antioch, CA / Info: info@blackdiamondlines.com / Club phone 925-779-1964

**Third Saturday** 9:00 AM - 12:00 PM Noon / San Joaquin Central Operating Session (HO) / Fresno, CA / Chuck Harmon, e-mail: harmonsta@aol.com or 559-299-4385. It's April 1949 on SP's Donner Pass and fictitious SJC. An advance courtesy contact is appreciated. Send e-mail to be added to mailing list.

**Third Saturday** / Sacramento Modular Railroaders Operating Session (HO) / Sacramento, CA / Scott McAllister, e-mail: scooter923@att.net

**Fourth Wednesday** 7:00 PM / Coast Toy Train Club / Wood Glen Hall, 3010 Foothill Rd (at Alamar), Santa Barbara, CA / Lots of collecting in S, O, and Standard gauges. / Contact: Ken Kelley, e-mail: kenatttr@thirdrail.com

**Fourth (and Second) Saturday** 10:00 AM to 3:00 PM (and every Wednesday 10:00 AM to 12:00 PM) • Admission: Free / Bay Area N-Trak Model Railroad Club (N) Wells Fargo Express Room, Southern Pacific Railroad Depot, 900 Loring Ave., Crockett, CA • Map / Donations are welcome. / Contact: Jim Gray, send text to 925-260-5804 or e-mail to gray-marks@hotmail.com





Enjoy the fellowship and learning experiences of a club near you

### **Alameda County Central Railroad Society**

ACCRS is an HO and O scale club with layouts in a 30x100 building on the Alameda Co. fairgrounds in Pleasanton. With over 60,000 annual visitors, ACCRS is a great showcase for the hobby. Layouts reflect Alameda County and California and are continually improving and updating. Open for Fair events and Fridays, 6-9 PM. Lowest dues in the area.

Contact: Gary Lewis 925-455-8135

Email: [glslewis@comcast.net](mailto:glslewis@comcast.net)

Web: [www.pleasantonmodelrr.org/index.html](http://www.pleasantonmodelrr.org/index.html)

### **Amador County Model Railroad Museum**

The ACMRRM is located at 13828 Gold Mine Road, #1, Pine Grove, CA. Gold Mine Road intersects with Hwy 88 in Pine Grove. Our non-profit association is open to the public from 10 AM to 5 PM, Friday through Sunday during Winter months and Wednesday through Sunday during the Summer. Work sessions are held every Tuesday starting at 10 AM. Our scenic DCC HO-scale layout depicts the lumber and gold mining history of Amador County. Operations include the Amador Central short line as well as the railroads of California's Central Valley including terminals at Stockton and Sacramento. Contact: Robert Piety, 209-296-3587 email [rdpiety@sbcglobal.net](mailto:rdpiety@sbcglobal.net)

### **Antioch Model Railroad Club**

The Black Diamond Lines is an HO Club located at 425 Fulton Shipyard Rd, Antioch. The BDL has been in continuous operation since 1981. We meet Tues. (work night) & Fri., 6:00pm to 8:00pm. Visitors can always find trains running every Friday club night. For more information, e-mail [info@blackdiamondlines.com](mailto:info@blackdiamondlines.com) or visit us on the web at [www.blackdiamondlines.com](http://www.blackdiamondlines.com) and we can be found on Facebook and YouTube.

### **Bay Area Ntrak Model Railroad Club**

BANTrak MRC invites N scale modelers to visit us at the Wells Fargo Express Room, Southern Pacific Railroad depot, 902 Loring Ave., Crockett, on Wed. and Sat., 10 AM to 3 PM. Contact: Bob Lewis, 925-283-6838  
E-mail: [BobLewis1@sbcglobal.net](mailto:BobLewis1@sbcglobal.net).

### **Bay Area S Scalers**

BASS is a group of modeler railroaders in the San Francisco Bay Area focused on scale modeling in 1:64 scale. BASS is a round robin club, typically meeting in a member's home on the third Saturday of odd numbered months. Meetings may include a mini-clinic, or showing progress on models or a layout. We also have a modular layout that has been displayed at public events. Contact: Michael Eldridge ([meldridge2000@gmail.com](mailto:meldridge2000@gmail.com)).  
Web: [www.bayareasscalers.org](http://www.bayareasscalers.org).

### **California Central Model RR Club**

The CCMRC is located in the old Agnew depot (Santa Clara) of the Southern Pacific (4185 Bassett St.) directly across from the Lafayette St. gate of Agnew State Hospital. The theme of the 15' x 50' HO club is western railroading running from the Bay Area to Southern Oregon. We meet Fri., 7:30 to 11 PM. Operating sessions the 1st and last Fri. of the month. Contact: 408-988-4449 (operating nights), or Wayne Cohen, 408- 779-0707.

### **Carquinez Model Railroad Society**

HO Model Railroading on a Grand Scale! Can you imagine taking one real time hour to run an SP (or your favorite name) DCC train round trip from Oakland, through the Sierras to Sparks and back? Don't imagine, join us! Friday nights 7-10 (by appointment) at 645 Loring Dr, 2nd Floor, Crockett CA Call Weds 7-10 510-787-6703 or e mail anytime [loggingrr@aol.com](mailto:loggingrr@aol.com) , [bob@bob2sell.com](mailto:bob@bob2sell.com) or [lambert5522@att.net](mailto:lambert5522@att.net)

### **Coastal Valley Lines Model Railroad Club of Sonoma County, LTD**

Coastal Valley Lines Model Railroad Club of Sonoma County, LTD (Coastal Valley Lines) is an association of novice-to-expert model railroaders from the Sonoma County area, who operate a digitally command controlled (DCC) HO scale modular railroad at public and private events, and gather for clinics, work sessions and monthly meetings. Coastal Valley Lines is incorporated in the State of California with its primary purpose of educating the public about model railroading as a family hobby and is a not-for-profit 501(c) 3 organization with elected officers and bylaws. Additional information can be found at [cvlrr.com](http://cvlrr.com).

*Continued on page 49*

### Eel River Valley Model Railroaders

The Eel River Valley is an HO club with a NWP-layout series of modules under construction. We meet Fri., 7:30 PM at the Humboldt County Fair Grounds Commercial Building, NW corner, Ferndale. Contact: Jack Jensen, 707-845-2823, 3313 Union St., Eureka, CA 95503 or Ron Plies, 208-229-7107, 12818 N. 11th Ave., Boise, ID 83714.

### Elsie

The Left Coast (Elsie) HOn30 group invites anyone interested to join us. We use existing standards for module construction but are not merely a modular group. Contact: Al Sandrini in Bakersfield, 661-664-8614 or Ken Lunders in Cupertino, 408-777-9572.

### European Train Enthusiasts

ETE ([www.ete.org](http://www.ete.org)) serves modelers, railway fans, related organizations, and the community through public venues, operating layouts, the annual convention EuroWest, the chapter newsletter, and the quarterly national journal, the *ETE Express*. ETE is open to all who have an interest in European railways, whether full size or scale model. The SF Bay Area Chapter meets the second Saturday of the month from 1-5pm in various locations around the bay. Contact BillKeaney (650) 355-7231 or [billkeaney@comcast.net](mailto:billkeaney@comcast.net).

Enjoy the fellowship and learning experiences of a club near you



**HAVE 50 MODEL RAILROADING CLINICS RIGHT IN YOUR LIVING ROOM.**

Just because you can't make it to a national convention doesn't mean you have to miss out. Right now the NMRA's Kalmbach Memorial Library has over 50 DVDs of clinics presented at national conventions from 2002 to 2010. Each is available for NMRA members to borrow for the cost of processing and postage.

So you can see clinics on everything from decoders to design, tools to techniques, helives to highways, and research to resin casting.

All from the comfort of your very own couch.

Visit [www.nmra.org](http://www.nmra.org) and go to the Kalmbach Memorial Library page for a complete listing. Or call the Library at 423-894-8144.



**We make it even more fun.**  
www.nmra.org

Then, get that popcorn ready.

### Golden Empire Historical & Modeling Society

Bakersfield GEHAMS, founded in 1987 and in their current location since March '94, is dual-scale with a 30' x 100' HO, and a 18' x 80' N based on SP's route from Bakersfield to Mojave with Tehachapi Loop. Though under construction, mainlines are in with monthly operations. Contact: Doug Wagner, 661-589-0391 email: [carldw@aol.com](mailto:carldw@aol.com) GEHAMS web: [www.gehams.org](http://www.gehams.org)

### Golden State Model Railroad Museum – East Bay Model Engineers Society

900-A Dornan Drive in Miller-Knox Regional Park at Point Richmond. Weekly public hours are on our website. To meet members, inquire about membership and behind the scenes tours come 1st & 2nd Friday evenings of the month between 7:30 and 10 PM.; behind the scenes tours also available most Wednesdays 11 AM to 3 PM. New members are welcomed in all Scales – O, HO and N, including narrow gauge and traction. For general information check the website or call (510) 234-4884 (recording); for membership inquiries call 1st or 2nd Fridays 8-10p.m. (510) 236-1913. For other information or to schedule special events, Email [info@gsmrm.org](mailto:info@gsmrm.org). Website: [www.gsmrm.org](http://www.gsmrm.org)

### Humboldt Bay & Eureka Model Railroad Club

The HB&EMRC meets at their clubhouse and layout at 10 West 7th St., Suite #C in Eureka, on Sat., 7:00 PM. Visitors are always welcome. Business meetings 1st Sat of month, 7:30 PM. Contact: David Berriman P.O. Box 915, Arcata, CA 95518 707-825-7689

### Monterey & Salinas Valley Railroad Museum

26 Station Place - Salinas, CA 93901  
The Monterey and Salinas Valley Railroad Museum is dedicated to creating & maintaining a Railroad Museum in Salinas with an emphasis on the historic, contemporary and future value of the Railroad to the Salinas Valley and Monterey Bay Regions, providing experiential educational opportunities for children of all ages enhancing the core curriculum and inspiring civic involvement in our communities.

Open first weekends of each month 10AM - 4PM  
831 789 8097

[www.msvrr.org](http://www.msvrr.org)  
[info@msvrr.org](mailto:info@msvrr.org)

Continued on page 50

### **Napa Valley Model Railroad Historical Society**

Located at The Napa Valley Expo, (fairgrounds), 575 Third St., Napa, our railroad runs from Napa to Ukiah with off line connections to Stockton and Portland, has 700 feet of main line, and large classification yards at each end. The layout is never finished, as we are always rebuilding and improving! Era is 1940 to present. Member-owned rolling stock stresses reliability and realism. We meet Fri. 7:30 PM to 12, with formal runs the 2nd Fri. of the month. Info: John Rodgers 707-226-2985 E-mail: Napa-John@napanet.net Web: www.nvmrc.org

### **Nn3 Alliance**

An Internet-based fellowship of over 700 members in nine countries who model narrow gauge in "smaller scales". The term "Nn3" is used generally to describe 3', 3'6", and meter gauges, modeled in N or 2MM Scales. Members include local groups in the USA, UK and Europe whose portable exhibition layouts and modules regularly appear at conventions and shows. The "corporate" entity of the group - The Nn3 Alliance - created and published "The Nn3 Handbook", 140 pages with 400 illustrations, covering all aspects of small-scale narrow gauge, which remains the standard reference.

Web: [www.Nn3.org](http://www.Nn3.org)  
<https://groups.io/g/Nn3>

### **Sacramento Model Railroad Historical Society**

Established in 1948, the SMRHS is located at 1990 Grand Ave., Sacramento. Modeled as the Sierra Central RR, both HO and HOn3 layouts. HO layout is being rebuilt to depict SP/WP prototype. Open Tues. and Fri. nights, 7:30 PM. Contact: 916-927-3618  
 Email: [d.megeath@comcast.net](mailto:d.megeath@comcast.net)  
 Web: [www.smrhs.com](http://www.smrhs.com)

### **Sacramento Modular Railroaders**

Most of our events are operating sessions, where we make up trains in our large switch yard, and send road crews out to switch cars into and out of industries at the towns along the main line. The club owns a large main yard, the corner modules, some special modules, and some rolling stock. Members own their own modules and rolling stock. Contact: [memberhip@sacmodularrailroad.com](mailto:memberhip@sacmodularrailroad.com)

### **Sacramento Valley Live Steam Railroad Museum (SVLSRM)**

The SVLS was founded in 1968 and is located in Hagen Community Park, Rancho Cordova, CA. Our initial 1500 feet of track has expanded to over 6300 feet of mainline and sidings. Approximately 1500 feet is dual gauge 4 3/4" and 7 1/2". We can accommodate equipment ranging in size from 1 inch scale (standard gauge) to 5 inch scale (2 foot narrow gauge), the most common scale being 1 1/2". Public run days are on the 1st Saturday and 3rd Sunday of each month during our operating season

### **San Joaquin Valley Garden Railway Society**

The SJVGRS was founded in July of 1995 to promote the joy of building and operating Garden Railways. We have grown to over 70 families in the Central Valley, meeting monthly at members' homes to spend the afternoon sharing our hobby, weather permitting. Dues: \$25 a year for a family. Contact info: Richard Emerson 559-439-7173 E-mail: [emerson.r@worldnet.att.net](mailto:emerson.r@worldnet.att.net)  
 Web: <http://home.att.net/~sjvgrs/train/>

### **San Joaquin Valley Toy Train Operators**

We are an all scale train club. We have members in scales from Z to G. Whether you are someone who likes to run toy trains in circles or model an exact date, railroad or scene or anything in between you are welcome. Everyone who likes trains is welcome. You don't need to own any trains. We have two portable layouts that we set-up at public locations. We have set them up at care facilities, Amtrak stations, train shows and other places. We also have outside club activities. We have gone on the train to Sacramento and the Sacramento Rail Museum. We've ridden the train at Railtown 1897 SHP and had a private tour there. Also we have visited home train layouts and will have many other activities in the future. Our meetings are at the Scouts Hall, 4717 Elm Street, Denair, CA at 1:30 PM (doors open at 12:30) on the first Sunday of each month. Holidays or other events can change that. We always get there by 1:00 PM to visit and see what others have brought to show. For more information please call Ed Cathcart at 209-479-4432

Enjoy the fellowship and learning experiences of a club near you

*Continued on page 51*

**San Leandro Historical Railway Society**  
 The SLHRS models the SP from Oakland/San Leandro to just east of Norden using the tri-level Donner Pass plan featured in the March '98 Model Railroader. It's housed in the former S.P., San Leandro depot, located at 1302 Orchard Ave., San Leandro (just off Davis St.). Work sessions Sat. 9:00 AM - 1:30 PM and Tues. 7:30 - 9:30 PM, business meetings the 1st Fri. at 7:30 PM. Contact: Eugene Brichacek, 510-963-2965 email: embrichacek@gmail.com

**San Luis Obispo Model Railroad Association (SLOMRA)**

The SLOMRA is a multi-scale modular group with active N and HO scale layouts. The goal of our nonprofit association is railroad education and local history through public display of our modules. Our shows usually include G-gauge, tinplate, and even LEGO trains. The monthly meetings include model and prototype activities, videos and discussions. The SLOMRA is open to new members who have a love of trains. The general meeting is the third Monday of every month at 7:00pm at the Oceano Depot. For more information visit [www.slomra.org](http://www.slomra.org) or email [info@slomra.org](mailto:info@slomra.org).

**Silicon Valley Lines**

The SVL is located at 148 E. Virginia St., San Jose. We meet Fri. 7:30 to 11:30 PM, with business meetings the 1st Fri. and operating sessions the last Fri. of the month. Our HO layout utilizing DCC for realistic operations, computer-generated train orders and radio-based dispatching. E-mail: [svl@siliconvalleylines.com](mailto:svl@siliconvalleylines.com) Web: [www.siliconvalleylines.com](http://www.siliconvalleylines.com)

**Siskiyou Model Railroad Club**

Currently we are meeting at a member's home on the first Thursday evening of the month. Contact Tom Brass as 530-842-4921 Currently a few members have been getting together on Tuesday mornings for various activities.

**South Bay Historical Railroad Society**

SBHRS invites interested modelers to visit us in the historic Santa Clara CalTrain Depot, 1005 Railroad Ave., Santa Clara, Tues. 5:00 to 8:00 PM or Sat. 10:00 AM to 3:00 PM. Contact: 408-243-3969. Web: [www.sbhrs.org](http://www.sbhrs.org).

**South Coast Society of Model Engineers**

The club consists of enthusiasts of all scales and prototypes living in the Santa Barbara area, and has a collection of railroad books and videos for loan to members. The club has no layout but activities include weekly operations and work sessions at member layouts, as well as occasional club field trips. We meet every 3rd Tues. at 7:30 PM, at Woodglen Hall, 3010 Foothill Road, Santa Barbara. Junior members welcome. Contact: Secretary David Kuehn, email: [davidkuehn@cox.net](mailto:davidkuehn@cox.net). Facebook: <http://www.facebook.com/group.php?gid=163470062239>

**The Tidewater Southern MRC Inc. & Tidewater Southern Railway Historical Society Inc.**

reorganized and incorporated in 2018. We are Located at the San Joaquin Fairgrounds, Building 1, (corner of Airport and Charter Ways (Hwy 4), Stockton), a 2,400 sq. ft. alcove houses a large HO layout depicting the Tidewater Southern, & Freelanced N-Scale. We meet 2p-7:30p Thursdays. 10a-3p Saturdays events permitting. Contact: Tiffany Barning 135 W. Emerson Ave. Tracy, CA 95376 E - mail: [tidewatersrhs@gmail.com](mailto:tidewatersrhs@gmail.com)

**Tri-city Society of Model Engineers**

The TCSME located in the Niles Plaza is currently looking for new members to help build and operate both an N Scale and an HO layout focused on Fremont and surrounding areas. We meet Fridays 7:30-9:30 PM. The depot is located at 37592 Niles Blvd, Fremont, CA 94536. Please visit our web site at <http://www.nilesdepot.org/> <http://www.nilesdepot.org>

Enjoy the fellowship and learning experiences of a club near you

Have you changed your address or other membership information?  
 Notify Headquarters  
 Email: [nmrahq@nmra.org](mailto:nmrahq@nmra.org)  
 Phone: 423-892-2846 (8am—4pm ET)

**IMPORTANT !!!!**



*Continued on page 52*



**Walnut Creek Model Railroad Society** The WCMRS located at 2751 Buena Vista Ave, Walnut Creek, is open on last Friday of the month from 8:00 to 10:00PM for operations. Fares are \$3.00 for 6-12 and seniors over 60 and \$5.00 for adults. Membership is always open to interested HO modelers. Contact: 925-937-1888 (recorder); Web: [www.WCMRS.org](http://www.WCMRS.org). "Like Us" on Facebook ([www.facebook.com/wcmrs](http://www.facebook.com/wcmrs)). Please refer to [www.wcmrs.org](http://www.wcmrs.org) for the dates and times of our Annual, Weekend and Friday evening shows .

**West Bay Model Railroad Association**

The West Bay Model Railroad Association is accepting new members; all skills are invited. Construction and scenery are now complete on our DCC 2-level HO layout designed for operations; work on signaling is in process. Work sessions are Wednesday evenings and Saturday afternoons. Prospective members and visitors are always welcome. We run trains for visitors monthly on second Saturday afternoons. Business meetings are at 8 pm on the third Wednesday of the month, and operating sessions are on Saturday of the following week. We're located a few hundred feet south of the Menlo Park Caltrain station, in the former baggage building, at 1090 Merrill St., between the station and Ravenswood Ave. For more information, visit [wbmrra.ning.com](http://wbmrra.ning.com) and [facebook.com/wbmrra](http://facebook.com/wbmrra). Or e-mail [westbaylines@gmail.com](mailto:westbaylines@gmail.com).

Enjoy the fellowship and learning experiences of a club near you



We not only welcome your input here at the *Branch Line*, we actively encourage it!

In fact, may we say that we go so far as to solicit your input?

If you have a small article you would like to submit for publication, or even just an idea for an article, please let us know. We will be happy to work with you.

Just contact our editor, Chip Meriam, at:

[chipmeriam@comcast.net](mailto:chipmeriam@comcast.net)

We're looking forward to hearing from you!





Wow! Did you know there's a new NMRA Member Benefit?

It's the NMRA Partner Program!

Model railroad manufacturers are partnering with the NMRA to offer discounts to NMRA members.

Current members log in to [www.nmra.org](http://www.nmra.org). At the Members Menu, go to the NMRA Partnership Page to see who's on the list, discounts offered, and how to order. New Partners are coming on board every month, so check back often.

If you're not yet a member, here's another great reason to join and get more fun from your hobby with a membership in the world's largest model railroad organization.

[www.nmra.org](http://www.nmra.org)

# A proud Partner with



## Partnership Program

The companies listed below give discounts to NMRA members when orders are placed using a special discount code. You can find descriptions of these companies and their products, links to their websites, and the discount codes on our Partnership Page at [nmra.org/partnerships](http://nmra.org/partnerships). Remember you need to be logged into our site as a member to see the codes! Go to [nmra.org/user/register](http://nmra.org/user/register) to register your name on the website.

Bear Creek Model Railroad  
 CatzPaw Innovations  
 Clever Models LLC  
 CMR Products  
 Daylight Sales  
 Deepwoods Software  
 Deluxe Materials  
 Digikeijs  
 Dwarvin  
 East Coast Circuits  
 Feight Studios  
 Gatorfoam  
 Great Decals!  
 Green Frog Productions  
 Hot Wire Foam Factory  
 K.I.S.S. Method  
 LaBelle Woodworking  
 LARC Products

Logic Rail Technologies  
 MAC Rail  
 Micro-Mark  
 Mine Mount Models  
 Miniprints  
 MinuteMan Scale Models  
 Model Railroad Benchwork  
 Model Train Catalogue  
 Modelers Decals & Paint  
 Motrak Models  
 MRC (Model Rectifier Corp)  
 Nick and Nora Designs  
 Northlandz  
 NScaleWorks  
 Old West Scenery  
 Ram Track  
 RR-CirKits  
 Rusty Stumps

Scale Model Plans  
 Scalecoat Paint  
 Scenery Solutions  
 Showcase Miniatures  
 Team Track Models  
 The N Scale Architect  
 The Old Depot Gallery  
 Tichy Train Group  
 Touch of the Brush  
 Train Installations  
 Train Show, Inc.  
 TRAINZ  
 Trainmasters TV/MRH Store  
 TSG Multimedia  
 UGEARS  
 Unreal Details  
 USA Airbrush Supply  
 WiFi Model Railroad



## National Model Railroad Association, Inc.

### Renewal Notice

Name:			
Address:			
City:	State/Country	Zip:	
Phone:	Birth Date:	Scale:	
Email:	Occupation:		

Membership	1 Year	2 Year	Total
<b>Member</b> - All rights & benefits as well as the digital NMRA magazine access.	\$68.00	\$136.00	
<b>Member with Printed Magazine Subscription</b> – All rights & benefits, digital NMRA Magazine access and the Printed Magazine.	\$92.00	\$184.00	
<b>Family</b> – Spouse or minor child of above member. No magazine, no voting rights, not allowed to hold office.	\$10.00	\$20.00	
<b>Sustaining</b> – Mandatory for group memberships (Clubs, Business, Associations). All rights & benefits, digital NMRA Magazine access and the Printed NMRA magazine.	\$120.00	\$240.00	
<b>Student</b> – Between the ages of 19-25 years of age. All rights & benefits, digital NMRA magazine access.	\$40.00	\$80.00	
<b>Membership</b>			\$
<b>General Donation</b>			\$
<b>Merchandise</b>			\$
<b>Region Subscription</b>			\$
<b>Total</b>			\$

**Thank you for being a member of the NMRA!** It is extremely **important** to have your current email address on file. This is used for access to the member only section, turntable, ballots, voting, annual donation statements, online renewals and communication. Please be sure to note your email address below.

Email:
--------

**Make Checks Payable to NMRA. We accept MasterCard, Visa, Discover, and American Express.**

Credit Card Number:

Expire Date:     CVV Code:    Signature: \_\_\_\_\_



NMRA Merchandise				
Item	Size (Select Size: Circle)	Qty	Price (S/H Included)	Total
Blue Denim Shirt	S M L XL 2XL 3XL 4XL		\$50.00	
Black Golf Shirt	S M L XL 2XL 3XL 4XL		\$50.00	
Grey Golf Shirt	S M L XL 2XL 3XL 4XL		\$50.00	
Khaki Ball Cap			\$22.00	
Grey Ball Cap			\$22.00	
Black Ball Cap			\$22.00	
Turnout Template HO Scale			\$5.00	
Turnout Template O Scale			\$5.00	
HO Scale Std. Gage			\$7.00	
Sn3 Scale Std. Gage			\$7.00	
O Scale Std. Gage			\$21.00	
On3 Scale Std. Gage			\$7.00	
ON30 Clearance Gage			\$18.00	
N Scale Std. Gage			\$7.00	
N Scale Clearance Gage			\$15.00	
Railway Track & Maintenance Book			\$45.00	
Lumber Book			\$35.00	
Post War Freight Car Fleet Book			65.00	
Concrete Book			\$35.00	
Porter Steam Locomotive Book			\$18.00	
Steel Book			\$50.00	
Freight Terminals & Trains Book			\$45.00	
<b>Merchandise Total</b>			\$	
Region Subscriptions				
If you do not see your region listed, there is no charge for region subscription! Most regions offer the subscription online on the website.				
21 Northeastern Region	\$12.00	28 Midwest Region	\$6.00	
23 North Central Region	\$10.00	33 Southeastern Region	\$10.00	
26 Pacific Coast Region	\$8.00	36 Sunshine Region	\$12.00	

If your address information on the front of this notice needs updating, please let us know.

Address:			
City:	State:	Zip:	
Phone:			

P. O. Box 1328  
Soddy Daisy, TN 37384-1328  
Email: HQ@NMRA.ORG  
423-892-2846